

Bacalaureat 2026

Raport Bacalaureat 2026 - 7 iulie 2026

Prima sesiune - înainte de contestații

| Promoție curentă | Înscriși | Prezenți | Reușiți | | Rată de promovare | |
|------------------|----------------|----------------|------------------------|------------------|------------------------|------------------|
| | | | Înainte de contestații | După contestații | Înainte de contestații | După contestații |
| 2026 | 115.946 | 113.296 | 90.263 | | 79,7% | |
| 2025 | 94.099 | 92.395 | 73.859 | 75.664 | 79,9% | 81,9% |
| 2024 | 119.050 | 116.696 | 95.112 | 97.073 | 81,5% | 83,2% |
| 2023 | 113.888 | 111.253 | 87.226 | 89.555 | 78,4% | 80,5% |
| 2022 | 111.327 | 108.452 | 84.880 | 86.804 | 78,3% | 80,0% |
| 2021 | 114.137 | 110.359 | 81.535 | 83.560 | 73,9% | 75,7% |
| 2020 | 123.821 | 120.725 | 86.208 | 87.951 | 71,4% | 72,9% |
| 2019 | 116.315 | 112.394 | 82.781 | 84.833 | 73,7% | 75,5% |
| 2018 | 118.807 | 111.289 | 80.897 | 83.145 | 72,7% | 74,7% |
| 2017 | 115.942 | 111.539 | 86.820 | 88.313 | 77,8% | 79,2% |
| 2016 | 114.962 | 109.960 | 81.490 | 83.091 | 74,1% | 75,6% |
| 2015 | 143.895 | 137.454 | 99.969 | 101.966 | 72,7% | 74,2% |
| 2014 | 129.759 | 122.557 | 82.859 | 84.622 | 67,6% | 69,0% |

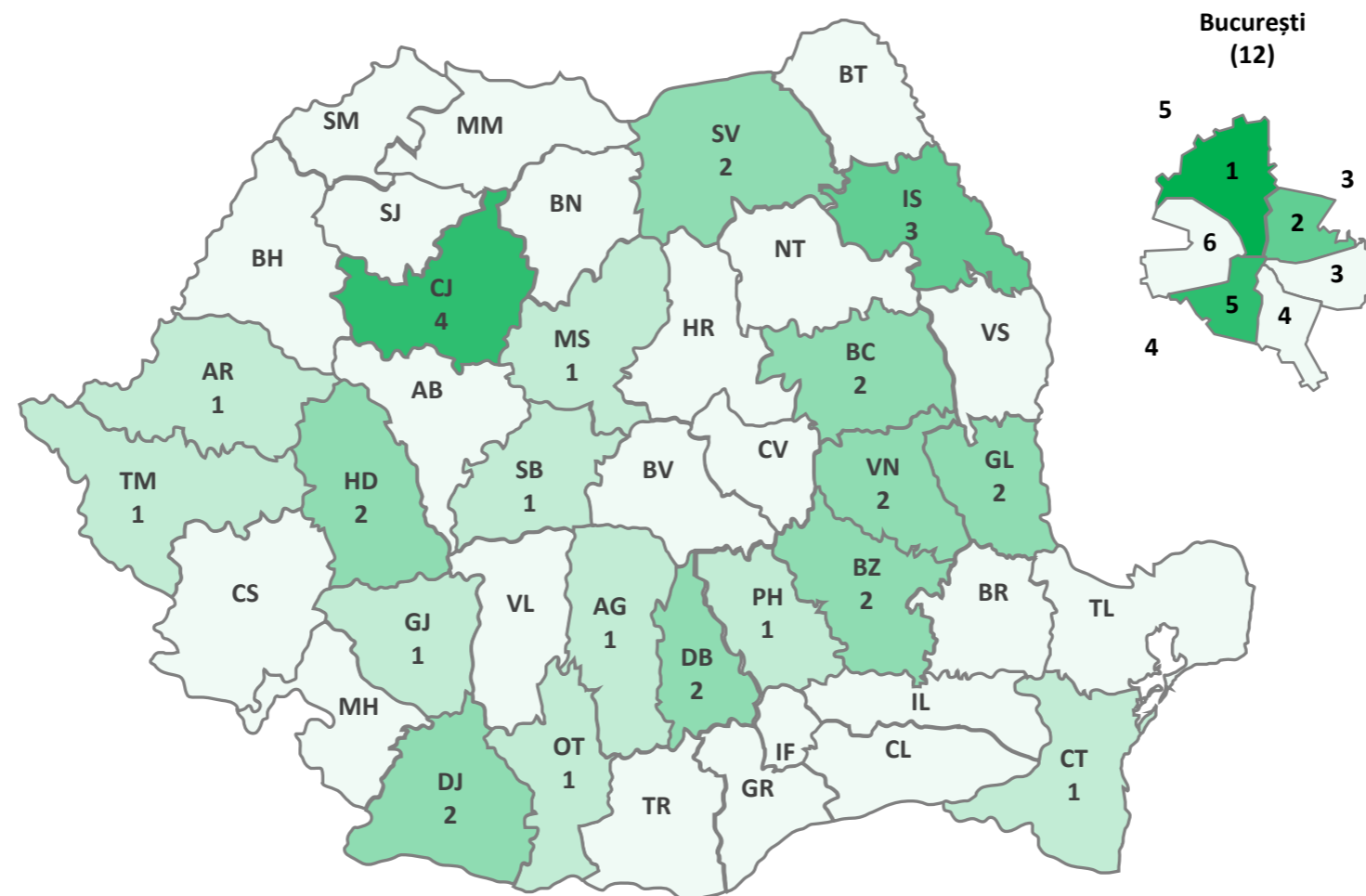
| Promoție curentă | Înscriși | Prezenți | Reușiți | Rată de promovare |
|------------------|----------|----------|---------|-------------------|
| Teoretică | 69.175 | 68.554 | 61.082 | 89,1% |
| Tehnologică | 33.900 | 32.029 | 18.983 | 59,3% |
| Vocațională | 12.871 | 12.713 | 10.198 | 80,2% |

| Toți candidații | Înscriși | Prezenți | Reușiți | | Rată de promovare | |
|-----------------|----------------|----------------|------------------------|------------------|------------------------|------------------|
| | | | Înainte de contestații | După contestații | Înainte de contestații | După contestații |
| 2026 | 130.854 | 126.169 | 94.345 | | 74,8% | |
| 2025 | 107.961 | 104.766 | 77.805 | 80.099 | 74,3% | 76,5% |
| 2024 | 134.415 | 130.040 | 99.371 | 101.731 | 76,4% | 78,2% |
| 2023 | 130.522 | 125.352 | 91.246 | 94.004 | 72,8% | 75,0% |
| 2022 | 126.453 | 121.473 | 89.054 | 91.332 | 73,3% | 75,2% |
| 2021 | 133.664 | 127.001 | 86.126 | 88.591 | 67,8% | 69,8% |
| 2020 | 155.650 | 147.929 | 93.007 | 95.470 | 62,9% | 64,5% |
| 2019 | 136.091 | 129.168 | 86.795 | 89.216 | 67,2% | 69,1% |
| 2018 | 136.864 | 123.620 | 83.633 | 86.163 | 67,7% | 69,7% |
| 2017 | 135.513 | 128.510 | 91.763 | 93.642 | 71,4% | 72,9% |
| 2016 | 137.338 | 129.395 | 86.263 | 88.167 | 66,7% | 68,1% |
| 2015 | 168.939 | 159.717 | 105.977 | 108.350 | 66,4% | 67,8% |
| 2014 | 161.682 | 151.314 | 89.675 | 91.771 | 59,3% | 60,6% |

| Promoții anterioare | Înscriși | Prezenți | Reușiți | Rată de promovare |
|---------------------|----------|----------|---------|-------------------|
| | 14.908 | 12.873 | 4.082 | 31,7% |

Candidați cu media 10

Sesiunea iunie-iulie 2026



Puțini candidați cu 10

Mulți candidați cu 10

Candidați de 10

| An sesiuni | 2014 | | 2015 | | 2016 | | 2017 | | 2018 | | 2019 | | 2020 | | 2021 | | 2022 | | 2023 | | 2024 | | 2025 | | 2026 | |
|------------------------------|------|----|------|----|------|----|------|----|------|----|------|----|------|----|------|----|------|----|------|----|------|----|-------------|---|-------------|----|
| Candidați cu media 10 | 108 | | 83 | | 80 | | 128 | | 133 | | 225 | | 308 | | 146 | | 222 | | 78 | | 59 | | 33 | | 45 | |
| Fete / Băieți | 91 | 17 | 65 | 18 | 67 | 13 | 102 | 26 | 110 | 23 | 170 | 55 | 243 | 65 | 110 | 36 | 170 | 52 | 58 | 20 | 45 | 14 | 28 | 5 | 38 | 7 |
| Top 5 județe | IS | 14 | TM | 9 | B | 12 | IS | 13 | B | 22 | B | 33 | B | 49 | B | 23 | B | 34 | B | 8 | B | 8 | B | 9 | B | 13 |
| | DJ | 12 | B | 7 | VL | 8 | B | 12 | IS | 10 | IS | 16 | SV | 19 | BT | 13 | PH | 18 | PH | 7 | PH | 7 | PH | 4 | CJ | 4 |
| | CJ | 10 | MM | 7 | SV | 8 | CJ | 11 | AG | 9 | CJ | 15 | IS | 18 | IS | 10 | VL | 14 | AG | 6 | AG | 6 | DJ | 3 | IS | 3 |
| | BR | 8 | IS | 5 | MM | 6 | BH | 9 | BC | 9 | CT | 15 | PH | 17 | PH | 7 | IS | 14 | IS | 5 | IS | 5 | VS | 3 | HD/BC/VN/SV | 2 |
| | DB | 7 | BC/S | 5 | AG/G | 5 | AG | 7 | VN | 9 | MM | 11 | VL | 17 | SV | 7 | SV | 12 | CT | 5 | CT | 5 | AB/CT/MM/IS | 2 | DJ/DB/BZ/GL | 2 |

| TOTAL 2014-2026 | |
|--------------------|-----|
| 1648 | |
| 1297 | 351 |
| B | 242 |
| IS | 115 |
| CJ | 83 |
| PH | 79 |
| SV | 66 |

| | | | | | | | | | | | | | |
|------------------------------|--------------|--------------|--------------|--------------|--------------|--------------|--------------|--------------|--------------|--------------|--------------|--------------|--------------|
| Nota 10 la proba E)a) | 679 | 736 | 786 | 722 | 1.196 | 1.649 | 2.050 | 1.418 | 1.209 | 545 | 447 | 241 | 454 |
| Limba română | 679 | 736 | 786 | 722 | 1.196 | 1.649 | 2.050 | 1.418 | 1.209 | 545 | 447 | 241 | 454 |
| Nota 10 la proba E)b) | 179 | 210 | 166 | 176 | 96 | 101 | 210 | 268 | 172 | 183 | 23 | 24 | 34 |
| Limba croată | 0 | 1 | 0 | 0 | 0 | 0 | 0 | 0 | 1 | 0 | 0 | 0 | 0 |
| Limba germană | 27 | 9 | 27 | 11 | 10 | 13 | 16 | 11 | 13 | 28 | 8 | 2 | 5 |
| Limba italiană | 0 | 0 | 0 | 0 | 0 | 2 | 3 | 1 | 6 | 2 | 1 | 0 | 0 |
| Limba maghiară | 149 | 199 | 138 | 164 | 85 | 83 | 187 | 253 | 147 | 148 | 10 | 19 | 27 |
| Limba sârbă | 0 | 0 | 1 | 0 | 0 | 3 | 0 | 0 | 2 | 0 | 0 | 1 | 1 |
| Limba slovacă | 0 | 1 | 0 | 0 | 1 | 0 | 3 | 2 | 2 | 3 | 2 | 2 | 1 |
| Limba ucraineană | 3 | 0 | 0 | 1 | 0 | 0 | 1 | 1 | 1 | 2 | 2 | 0 | 0 |
| Nota 10 la proba E)c) | 5.484 | 5.835 | 3.389 | 6.699 | 3.864 | 4.300 | 5.948 | 2.846 | 6.502 | 4.916 | 3.493 | 3.900 | 3.548 |
| Istorie | 1.045 | 1.117 | 1.111 | 1.613 | 1.365 | 1.454 | 3.529 | 1.848 | 2.994 | 2.702 | 927 | 1.199 | 1.259 |
| Matematică | 4.439 | 4.718 | 2.278 | 5.086 | 2.499 | 2.846 | 2.419 | 998 | 3.508 | 2.214 | 2.566 | 2.701 | 2.289 |
| Nota 10 la proba E)d) | 4.233 | 4.040 | 4.895 | 4.501 | 5.069 | 5.271 | 7.083 | 7.484 | 6.025 | 3.988 | 5.099 | 3.434 | 3.158 |
| Biologie | 1.533 | 1.412 | 1.798 | 1.336 | 1.474 | 1.188 | 2.604 | 1.484 | 1.794 | 1.103 | 763 | 591 | 679 |
| Chimie | 414 | 221 | 421 | 325 | 299 | 280 | 276 | 365 | 509 | 426 | 680 | 318 | 531 |
| Economie | 59 | 84 | 46 | 43 | 47 | 63 | 31 | 23 | 12 | 1 | 6 | 3 | 6 |
| Filosofie | 36 | 8 | 4 | 14 | 31 | 24 | 51 | 26 | 16 | 32 | 9 | 5 | 2 |
| Fizică | 152 | 577 | 580 | 651 | 539 | 971 | 1.191 | 1.146 | 724 | 657 | 969 | 747 | 287 |
| Geografie | 562 | 619 | 691 | 856 | 935 | 829 | 1.037 | 1.115 | 638 | 583 | 616 | 565 | 345 |
| Informatică | 496 | 501 | 499 | 491 | 365 | 624 | 523 | 918 | 914 | 408 | 636 | 176 | 447 |
| Logică și argumentare | 805 | 497 | 730 | 553 | 1.158 | 1.175 | 1.063 | 1.996 | 1.139 | 666 | 1.304 | 978 | 848 |
| Psihologie | 79 | 3 | 43 | 74 | 60 | 76 | 107 | 165 | 94 | 49 | 60 | 40 | 9 |
| Sociologie | 97 | 118 | 83 | 158 | 161 | 41 | 200 | 246 | 185 | 63 | 56 | 11 | 4 |

| |
|---------------|
| 12.132 |
| 12.132 |
| 1.842 |
| 2 |
| 180 |
| 15 |
| 1.609 |
| 8 |
| 17 |
| 11 |
| 60.724 |
| 22.163 |
| 38.561 |
| 64.280 |
| 17.759 |
| 5.065 |
| 424 |
| 258 |
| 9.191 |
| 9.391 |
| 6.998 |
| 12.912 |
| 859 |
| 1.423 |

* sunt incluse și rezultatele candidaților din sesiunile speciale ale olimpicilor

| | Candidați prezenți | Candidați reușiți | Candidați respinși | Candidați eliminați |
|----------------------------|--------------------|-------------------|--------------------|---------------------|
| Promoția curentă | 113.296 | 90.263 | 22.987 | 46 |
| Rural | 40.722 | 28.909 | 11.796 | 17 |
| Tehnologica | 15.481 | 8.266 | 7.208 | 7 |
| Teoretica | 20.826 | 17.240 | 3.577 | 9 |
| Vocationala | 4.415 | 3.403 | 1.011 | 1 |
| Urban | 72.574 | 61.354 | 11.191 | 29 |
| Tehnologica | 16.548 | 10.717 | 5.821 | 10 |
| Teoretica | 47.728 | 43.842 | 3.874 | 12 |
| Vocationala | 8.298 | 6.795 | 1.496 | 7 |
| Promoția anterioară | 12.873 | 4.082 | 8.770 | 21 |
| Rural | 5.610 | 1.760 | 3.844 | 6 |
| Tehnologica | 3.633 | 1.151 | 2.477 | 5 |
| Teoretica | 1.490 | 449 | 1.040 | 1 |
| Vocationala | 487 | 160 | 327 | 0 |
| Urban | 7.263 | 2.322 | 4.926 | 15 |
| Tehnologica | 4.106 | 1.347 | 2.748 | 11 |
| Teoretica | 2.276 | 692 | 1.580 | 4 |
| Vocationala | 881 | 283 | 598 | 0 |
| Total | 126.169 | 94.345 | 31.757 | 67 |

| | Candidați prezenți | Candidați reușiți | Candidați respinși | Candidați eliminați |
|----------------------------|--------------------|-------------------|--------------------|---------------------|
| Promoția curentă | 89,8% | 79,7% | 20,3% | 0,0% |
| Rural | 35,9% | 71,0% | 29,0% | 0,0% |
| Tehnologica | 38,0% | 53,4% | 46,6% | 0,0% |
| Teoretica | 51,1% | 82,8% | 17,2% | 0,0% |
| Vocationala | 10,8% | 77,1% | 22,9% | 0,0% |
| Urban | 64,1% | 84,5% | 15,4% | 0,0% |
| Tehnologica | 22,8% | 64,8% | 35,2% | 0,1% |
| Teoretica | 65,8% | 91,9% | 8,1% | 0,0% |
| Vocationala | 11,4% | 81,9% | 18,0% | 0,1% |
| Promoția anterioară | 10,2% | 31,7% | 68,1% | 0,2% |
| Rural | 43,6% | 31,4% | 68,5% | 0,1% |
| Tehnologica | 64,8% | 31,7% | 68,2% | 0,1% |
| Teoretica | 26,6% | 30,1% | 69,8% | 0,1% |
| Vocationala | 8,7% | 32,9% | 67,1% | 0,0% |
| Urban | 56,4% | 32,0% | 67,8% | 0,2% |
| Tehnologica | 56,5% | 32,8% | 66,9% | 0,3% |
| Teoretica | 31,3% | 30,4% | 69,4% | 0,2% |
| Vocationala | 12,1% | 32,1% | 67,9% | 0,0% |
| TOTAL | | 74,8% | | |

| Analiza candidaților respinși | |
|-------------------------------|--------------|
| Promoția curentă | 72,4% |
| Rural | 51,3% |
| Tehnologica | 61,1% |
| Teoretica | 30,3% |
| Vocationala | 8,6% |
| Urban | 48,7% |
| Tehnologica | 52,0% |
| Teoretica | 34,6% |
| Vocationala | 13,4% |
| Promoția anterioară | 27,6% |
| Rural | 43,8% |
| Tehnologica | 64,4% |
| Teoretica | 27,1% |
| Vocationala | 8,5% |
| Urban | 56,2% |
| Tehnologica | 55,8% |
| Teoretica | 32,1% |
| Vocationala | 12,1% |

| Analiza candidaților reușiți | |
|------------------------------|--------------|
| Promoția curentă | 95,7% |
| Rural | 32,0% |
| Tehnologica | 28,6% |
| Teoretica | 59,6% |
| Vocationala | 11,8% |
| Urban | 68,0% |
| Tehnologica | 17,5% |
| Teoretica | 71,5% |
| Vocationala | 11,1% |
| Promoția anterioară | 4,3% |
| Rural | 43,1% |
| Tehnologica | 65,4% |
| Teoretica | 25,5% |
| Vocationala | 9,1% |
| Urban | 56,9% |
| Tehnologica | 58,0% |
| Teoretica | 29,8% |
| Vocationala | 12,2% |

| Analiza ratei de promovare | |
|---|--------------|
| Promoția curentă - Urban - Teoretica | 91,9% |
| Promoția curentă - Urban - TOTAL | 84,5% |
| Promoția curentă - Rural - Teoretica | 82,8% |
| Promoția curentă - Urban - Vocationala | 81,9% |
| Promoția curentă - TOTAL | 79,7% |
| Promoția curentă - Rural - Vocationala | 77,1% |
| TOTAL | 74,8% |
| Promoția curentă - Rural - TOTAL | 71,0% |
| Promoția curentă - Urban - Tehnologica | 64,8% |
| Promoția curentă - Rural - Tehnologica | 53,4% |
| Promoția anterioară - Rural - Vocationala | 32,9% |
| Promoția anterioară - Urban - Tehnologica | 32,8% |
| Promoția anterioară - Urban - Vocationala | 32,1% |
| Promoția anterioară - Urban - TOTAL | 32,0% |
| Promoția anterioară - TOTAL | 31,7% |
| Promoția anterioară - Rural - Tehnologica | 31,7% |
| Promoția anterioară - Rural - TOTAL | 31,4% |
| Promoția anterioară - Urban - Teoretica | 30,4% |
| Promoția anterioară - Rural - Teoretica | 30,1% |

| Analiza candidaților respinși | |
|-------------------------------|--------------|
| Rural | 49,2% |
| Tehnologica | 61,9% |
| Teoretica | 29,5% |
| Vocationala | 8,6% |
| Urban | 50,8% |
| Tehnologica | 53,2% |
| Teoretica | 33,8% |
| Vocationala | 13,0% |

| Analiza candidaților prezenți | |
|-------------------------------|--------------|
| Rural | 36,7% |
| Tehnologica | 41,3% |
| Teoretica | 48,2% |
| Vocationala | 10,6% |
| Urban | 63,3% |
| Tehnologica | 25,9% |
| Teoretica | 62,6% |
| Vocationala | 11,5% |

| Rezultate bacalaureat - SINTEZĂ SEȘIUNEA I (toți candidații) 2026 | | | | | | | | | | | | | | | | | | | | | |
|---|--------------------|--------------------|----------------------|--------------------------------|--------------------------|------------------------------------|--------------------------------------|-------------------|---------------------------|-----------------------------|---------------------------|-----------------------------|---------------------------|-----------------------------|---------------------------|-----------------------------|-----------------------|------------------------|------------------------|-----------------------------|--------------|
| Județ | Candidați înscriși | Candidați prezenți | Candidați neprezenți | Candidați eliminați din examen | Candidați respinși total | Candidați respinși cu media 5-5.49 | Candidați respinși cu media 5,5-5.98 | Candidați reușiți | Candidați cu media 6-6,49 | Candidați cu media 6,5-6,99 | Candidați cu media 7-7,49 | Candidați cu media 7,5-7,99 | Candidați cu media 8-8,49 | Candidați cu media 8,5-8,99 | Candidați cu media 9-9,49 | Candidați cu media 9,5-9,99 | Candidați cu media 10 | Rată de promovare 2026 | Rată de promovare 2025 | Variație procente 2026-2025 | Județ |
| AB | 2.127 | 2.053 | 74 | 6 | 376 | 18 | 53 | 1.671 | 111 | 176 | 175 | 186 | 242 | 304 | 293 | 184 | 0 | 81,4% | 78,1% | 3,3% | AB |
| AG | 4.197 | 4.075 | 122 | 1 | 936 | 29 | 123 | 3.138 | 260 | 314 | 374 | 391 | 460 | 549 | 501 | 288 | 1 | 77,0% | 79,0% | -2,0% | AG |
| AR | 2.765 | 2.604 | 161 | 2 | 850 | 30 | 120 | 1.752 | 194 | 225 | 225 | 248 | 244 | 239 | 254 | 122 | 1 | 67,3% | 70,5% | -3,2% | AR |
| B | 17.897 | 17.427 | 470 | 7 | 3.540 | 109 | 589 | 13.880 | 941 | 1.195 | 1.392 | 1.618 | 1.992 | 2.287 | 2.747 | 1.696 | 12 | 79,6% | 81,5% | -1,8% | B |
| BC | 3.840 | 3.738 | 102 | 1 | 760 | 26 | 119 | 2.977 | 250 | 302 | 330 | 345 | 407 | 452 | 538 | 351 | 2 | 79,6% | 83,9% | -4,3% | BC |
| BH | 3.540 | 3.474 | 66 | 1 | 716 | 29 | 114 | 2.757 | 222 | 298 | 318 | 350 | 404 | 462 | 481 | 222 | 0 | 79,4% | 78,9% | 0,5% | BH |
| BN | 2.022 | 1.965 | 57 | 3 | 494 | 16 | 85 | 1.468 | 149 | 124 | 174 | 199 | 203 | 222 | 271 | 126 | 0 | 74,7% | 76,4% | -1,6% | BN |
| BR | 1.682 | 1.631 | 51 | 1 | 328 | 11 | 59 | 1.302 | 112 | 135 | 156 | 172 | 177 | 220 | 222 | 108 | 0 | 79,8% | 83,7% | -3,8% | BR |
| BT | 2.523 | 2.443 | 80 | 3 | 622 | 27 | 99 | 1.818 | 149 | 194 | 183 | 206 | 285 | 323 | 308 | 170 | 0 | 74,4% | 74,4% | 0,0% | BT |
| BV | 3.474 | 3.399 | 75 | 1 | 635 | 29 | 117 | 2.763 | 232 | 273 | 323 | 338 | 410 | 472 | 481 | 234 | 0 | 81,3% | 82,5% | -1,2% | BV |
| BZ | 2.634 | 2.552 | 82 | 0 | 624 | 14 | 101 | 1.928 | 172 | 192 | 227 | 258 | 256 | 315 | 330 | 176 | 2 | 75,5% | 79,0% | -3,5% | BZ |
| CJ | 4.405 | 4.311 | 94 | 2 | 632 | 27 | 148 | 3.677 | 218 | 298 | 330 | 428 | 506 | 687 | 791 | 415 | 4 | 85,3% | 87,0% | -1,7% | CJ |
| CL | 1.244 | 1.201 | 43 | 2 | 463 | 18 | 77 | 736 | 88 | 100 | 122 | 102 | 106 | 103 | 86 | 29 | 0 | 61,3% | 67,1% | -5,8% | CL |
| CS | 1.403 | 1.286 | 117 | 4 | 418 | 14 | 73 | 864 | 97 | 118 | 126 | 138 | 128 | 114 | 106 | 37 | 0 | 67,2% | 69,5% | -2,3% | CS |
| CT | 5.035 | 4.851 | 184 | 1 | 1.269 | 34 | 202 | 3.581 | 317 | 361 | 441 | 482 | 505 | 552 | 605 | 317 | 1 | 73,8% | 76,2% | -2,4% | CT |
| CV | 1.210 | 1.185 | 25 | 0 | 308 | 5 | 40 | 877 | 81 | 90 | 118 | 116 | 140 | 176 | 127 | 29 | 0 | 74,0% | 71,2% | 2,9% | CV |
| DB | 2.955 | 2.810 | 145 | 1 | 903 | 23 | 141 | 1.906 | 204 | 202 | 214 | 229 | 248 | 283 | 348 | 176 | 2 | 67,8% | 69,3% | -1,5% | DB |
| DJ | 3.964 | 3.746 | 218 | 2 | 950 | 25 | 126 | 2.794 | 237 | 254 | 284 | 319 | 396 | 458 | 558 | 286 | 2 | 74,6% | 74,4% | 0,2% | DJ |
| GJ | 2.679 | 2.532 | 147 | 2 | 765 | 18 | 94 | 1.765 | 173 | 220 | 221 | 232 | 282 | 254 | 256 | 126 | 1 | 69,7% | 61,2% | 8,5% | GJ |
| GL | 3.306 | 3.200 | 106 | 0 | 715 | 23 | 139 | 2.485 | 224 | 279 | 293 | 274 | 332 | 374 | 439 | 268 | 2 | 77,7% | 82,9% | -5,3% | GL |
| GR | 964 | 927 | 37 | 1 | 340 | 9 | 53 | 586 | 86 | 106 | 86 | 93 | 72 | 83 | 45 | 15 | 0 | 63,2% | 64,7% | -1,5% | GR |
| HD | 2.347 | 2.240 | 107 | 1 | 638 | 23 | 101 | 1.601 | 168 | 179 | 216 | 202 | 254 | 240 | 256 | 84 | 2 | 71,5% | 72,7% | -1,2% | HD |
| HR | 2.380 | 2.321 | 59 | 0 | 733 | 9 | 72 | 1.588 | 175 | 188 | 223 | 255 | 277 | 269 | 171 | 30 | 0 | 68,4% | 66,3% | 2,1% | HR |
| IF | 1.374 | 1.283 | 91 | 2 | 572 | 20 | 84 | 709 | 115 | 115 | 121 | 102 | 90 | 84 | 62 | 20 | 0 | 55,3% | 58,8% | -3,5% | IF |
| IL | 1.561 | 1.469 | 92 | 0 | 519 | 14 | 78 | 950 | 107 | 107 | 115 | 124 | 132 | 141 | 153 | 71 | 0 | 64,7% | 69,6% | -5,0% | IL |
| IS | 5.292 | 5.119 | 173 | 1 | 968 | 21 | 174 | 4.150 | 305 | 372 | 429 | 485 | 584 | 681 | 806 | 485 | 3 | 81,1% | 83,2% | -2,2% | IS |
| MH | 1.496 | 1.363 | 133 | 1 | 543 | 10 | 62 | 819 | 85 | 102 | 115 | 100 | 108 | 114 | 131 | 64 | 0 | 60,1% | 58,7% | 1,4% | MH |
| MM | 3.113 | 3.017 | 96 | 6 | 823 | 31 | 109 | 2.188 | 211 | 251 | 280 | 291 | 348 | 353 | 302 | 152 | 0 | 72,5% | 74,4% | -1,8% | MM |
| MS | 3.200 | 3.131 | 69 | 2 | 824 | 23 | 119 | 2.305 | 202 | 260 | 294 | 333 | 369 | 373 | 313 | 160 | 1 | 73,6% | 74,6% | -1,0% | MS |
| NT | 3.089 | 3.005 | 84 | 0 | 772 | 26 | 128 | 2.233 | 172 | 243 | 248 | 265 | 339 | 369 | 358 | 239 | 0 | 74,3% | 79,1% | -4,8% | NT |
| OT | 2.317 | 2.205 | 112 | 0 | 750 | 17 | 95 | 1.455 | 153 | 184 | 193 | 197 | 208 | 225 | 203 | 91 | 1 | 66,0% | 68,8% | -2,8% | OT |
| PH | 5.397 | 5.251 | 146 | 1 | 1.272 | 57 | 205 | 3.978 | 331 | 405 | 434 | 506 | 567 | 630 | 702 | 402 | 1 | 75,8% | 76,5% | -0,7% | PH |
| SB | 2.531 | 2.447 | 84 | 0 | 535 | 14 | 104 | 1.912 | 149 | 151 | 185 | 265 | 326 | 340 | 338 | 157 | 1 | 78,1% | 82,4% | -4,3% | SB |
| SJ | 1.448 | 1.400 | 48 | 0 | 452 | 11 | 43 | 948 | 77 | 92 | 96 | 117 | 162 | 148 | 174 | 82 | 0 | 67,7% | 72,7% | -5,0% | SJ |
| SM | 1.871 | 1.833 | 38 | 2 | 410 | 11 | 78 | 1.421 | 137 | 142 | 179 | 201 | 245 | 247 | 194 | 76 | 0 | 77,5% | 78,6% | -1,1% | SM |
| SV | 4.904 | 4.723 | 181 | 1 | 1.135 | 31 | 166 | 3.587 | 269 | 371 | 406 | 466 | 476 | 603 | 652 | 342 | 2 | 75,9% | 77,6% | -1,7% | SV |
| TL | 1.283 | 1.208 | 75 | 1 | 372 | 10 | 65 | 835 | 96 | 92 | 89 | 126 | 120 | 132 | 127 | 53 | 0 | 69,1% | 72,1% | -3,0% | TL |
| TM | 4.561 | 4.347 | 214 | 2 | 1.263 | 48 | 198 | 3.082 | 292 | 377 | 372 | 387 | 450 | 506 | 493 | 204 | 1 | 70,9% | 72,5% | -1,6% | TM |
| TR | 1.741 | 1.614 | 127 | 4 | 566 | 19 | 70 | 1.044 | 110 | 120 | 145 | 148 | 141 | 148 | 153 | 79 | 0 | 64,7% | 65,9% | -1,2% | TR |
| VL | 2.340 | 2.257 | 83 | 0 | 676 | 22 | 94 | 1.581 | 133 | 182 | 185 | 204 | 202 | 255 | 253 | 167 | 0 | 70,0% | 74,1% | -4,0% | VL |
| VN | 2.177 | 2.085 | 92 | 0 | 567 | 15 | 74 | 1.518 | 133 | 138 | 172 | 186 | 210 | 255 | 252 | 170 | 2 | 72,8% | 76,2% | -3,4% | VN |
| VS | 2.566 | 2.441 | 125 | 2 | 723 | 19 | 98 | 1.716 | 165 | 196 | 188 | 202 | 232 | 247 | 337 | 149 | 0 | 70,3% | 74,1% | -3,8% | VS |
| TOTAL | 130.854 | 126.169 | 4.685 | 67 | 31.757 | 985 | 4.889 | 94.345 | 8.102 | 9.723 | 10.797 | 11.886 | 13.635 | 15.289 | 16.217 | 8.652 | 44 | 74,8% | 76,5% | -1,7% | TOTAL |

* Pentru 2026 datele sunt înainte de contestații. Pentru 2025 datele sunt după contestații.

Rezultate bacalaureat - SINTEZĂ SESIUNEA I (toți candidații) Filiera Teoretică 2026

| Județ | Candidați înscriși | Candidați prezenți | Candidați neprezenți | Candidați eliminați din examen | Candidați respinși total | Candidați respinși cu media 5-5.49 | Candidați respinși cu media 5,5-5.98 | Candidați reușiți | Candidați cu media 6-6,49 | Candidați cu media 6,5-6,99 | Candidați cu media 7-7,49 | Candidați cu media 7,5-7,99 | Candidați cu media 8-8,49 | Candidați cu media 8,5-8,99 | Candidați cu media 9-9,49 | Candidați cu media 9,5-9,99 | Candidați cu media 10 | Rată de promovare 2026 | Rată de promovare 2025 | Variație procente 2026-2025 | Județ |
|--------------|--------------------|--------------------|----------------------|--------------------------------|--------------------------|------------------------------------|--------------------------------------|-------------------|---------------------------|-----------------------------|---------------------------|-----------------------------|---------------------------|-----------------------------|---------------------------|-----------------------------|-----------------------|------------------------|------------------------|-----------------------------|--------------|
| AB | 1.070 | 1.063 | 7 | 1 | 112 | 5 | 14 | 950 | 36 | 78 | 83 | 97 | 122 | 176 | 204 | 154 | 0 | 89,4% | 89,7% | -0,4% | AB |
| AG | 2.286 | 2.265 | 21 | 1 | 253 | 7 | 33 | 2.011 | 82 | 108 | 179 | 220 | 302 | 426 | 425 | 268 | 1 | 88,8% | 92,1% | -3,3% | AG |
| AR | 1.444 | 1.411 | 33 | 0 | 269 | 9 | 50 | 1.142 | 81 | 110 | 125 | 159 | 168 | 189 | 209 | 101 | 0 | 80,9% | 81,1% | -0,1% | AR |
| B | 11.254 | 11.107 | 147 | 4 | 1.151 | 41 | 221 | 9.952 | 402 | 564 | 763 | 1.055 | 1.425 | 1.802 | 2.338 | 1.591 | 12 | 89,6% | 90,4% | -0,8% | B |
| BC | 2.342 | 2.309 | 33 | 0 | 207 | 6 | 44 | 2.102 | 101 | 139 | 170 | 226 | 310 | 357 | 466 | 331 | 2 | 91,0% | 91,8% | -0,8% | BC |
| BH | 2.150 | 2.128 | 22 | 0 | 277 | 12 | 45 | 1.851 | 92 | 143 | 165 | 214 | 291 | 344 | 394 | 208 | 0 | 87,0% | 85,2% | 1,7% | BH |
| BN | 1.051 | 1.038 | 13 | 0 | 104 | 6 | 22 | 934 | 50 | 51 | 82 | 105 | 130 | 181 | 226 | 109 | 0 | 90,0% | 87,6% | 2,4% | BN |
| BR | 983 | 974 | 9 | 1 | 83 | 4 | 15 | 890 | 38 | 55 | 82 | 101 | 134 | 191 | 187 | 102 | 0 | 91,4% | 92,9% | -1,5% | BR |
| BT | 1.682 | 1.657 | 25 | 1 | 284 | 12 | 44 | 1.372 | 82 | 110 | 127 | 145 | 217 | 277 | 263 | 151 | 0 | 82,8% | 84,7% | -1,9% | BT |
| BV | 1.908 | 1.896 | 12 | 0 | 197 | 8 | 36 | 1.699 | 69 | 93 | 128 | 159 | 254 | 355 | 424 | 217 | 0 | 89,6% | 91,6% | -2,0% | BV |
| BZ | 1.569 | 1.538 | 31 | 0 | 224 | 6 | 45 | 1.314 | 81 | 83 | 132 | 159 | 184 | 241 | 271 | 161 | 2 | 85,4% | 90,4% | -5,0% | BZ |
| CJ | 2.621 | 2.598 | 23 | 2 | 190 | 6 | 45 | 2.406 | 75 | 108 | 145 | 231 | 308 | 488 | 659 | 388 | 4 | 92,6% | 93,7% | -1,1% | CJ |
| CL | 796 | 781 | 15 | 1 | 200 | 7 | 38 | 580 | 38 | 70 | 90 | 88 | 89 | 97 | 80 | 28 | 0 | 74,3% | 78,5% | -4,2% | CL |
| CS | 859 | 831 | 28 | 2 | 184 | 6 | 41 | 645 | 49 | 78 | 86 | 101 | 101 | 102 | 98 | 30 | 0 | 77,6% | 82,8% | -5,1% | CS |
| CT | 2.316 | 2.279 | 37 | 1 | 254 | 8 | 47 | 2.024 | 81 | 108 | 176 | 232 | 285 | 365 | 503 | 273 | 1 | 88,8% | 90,0% | -1,2% | CT |
| CV | 676 | 671 | 5 | 0 | 68 | 4 | 11 | 603 | 31 | 36 | 65 | 67 | 110 | 150 | 115 | 29 | 0 | 89,9% | 91,6% | -1,8% | CV |
| DB | 1.942 | 1.904 | 38 | 0 | 445 | 13 | 81 | 1.459 | 118 | 135 | 153 | 172 | 200 | 230 | 303 | 147 | 1 | 76,6% | 80,4% | -3,8% | DB |
| DJ | 2.263 | 2.241 | 22 | 0 | 266 | 6 | 45 | 1.975 | 83 | 118 | 173 | 221 | 309 | 375 | 449 | 247 | 0 | 88,1% | 87,9% | 0,3% | DJ |
| GJ | 1.255 | 1.236 | 19 | 0 | 170 | 2 | 19 | 1.066 | 54 | 83 | 94 | 123 | 189 | 197 | 214 | 111 | 1 | 86,2% | 82,3% | 3,9% | GJ |
| GL | 1.852 | 1.831 | 21 | 0 | 159 | 6 | 25 | 1.672 | 59 | 94 | 157 | 163 | 234 | 306 | 403 | 254 | 2 | 91,3% | 93,7% | -2,4% | GL |
| GR | 619 | 610 | 9 | 0 | 191 | 6 | 38 | 419 | 54 | 73 | 66 | 61 | 57 | 59 | 36 | 13 | 0 | 68,7% | 68,8% | -0,1% | GR |
| HD | 1.361 | 1.340 | 21 | 1 | 224 | 12 | 44 | 1.115 | 74 | 97 | 147 | 144 | 190 | 185 | 206 | 70 | 2 | 83,2% | 84,7% | -1,5% | HD |
| HR | 1.039 | 1.020 | 19 | 0 | 175 | 4 | 17 | 845 | 41 | 60 | 73 | 118 | 174 | 207 | 143 | 29 | 0 | 82,8% | 86,1% | -3,3% | HR |
| IF | 802 | 765 | 37 | 0 | 261 | 9 | 43 | 504 | 69 | 63 | 85 | 78 | 75 | 64 | 52 | 18 | 0 | 65,9% | 68,5% | -2,6% | IF |
| IL | 954 | 919 | 35 | 0 | 200 | 7 | 37 | 719 | 51 | 65 | 84 | 90 | 103 | 122 | 137 | 67 | 0 | 78,2% | 83,5% | -5,2% | IL |
| IS | 2.464 | 2.444 | 20 | 1 | 139 | 3 | 30 | 2.304 | 68 | 92 | 116 | 179 | 286 | 439 | 677 | 445 | 2 | 94,3% | 94,6% | -0,3% | IS |
| MH | 786 | 747 | 39 | 1 | 185 | 1 | 26 | 561 | 38 | 45 | 76 | 71 | 87 | 87 | 103 | 54 | 0 | 75,1% | 70,8% | 4,3% | MH |
| MM | 1.768 | 1.742 | 26 | 2 | 358 | 9 | 59 | 1.382 | 105 | 126 | 150 | 165 | 206 | 254 | 238 | 138 | 0 | 79,3% | 80,9% | -1,6% | MM |
| MS | 1.843 | 1.824 | 19 | 0 | 293 | 8 | 47 | 1.531 | 74 | 110 | 170 | 205 | 253 | 294 | 278 | 146 | 1 | 83,9% | 84,8% | -0,9% | MS |
| NT | 1.482 | 1.462 | 20 | 0 | 152 | 5 | 32 | 1.310 | 54 | 61 | 105 | 120 | 200 | 258 | 291 | 221 | 0 | 89,6% | 92,1% | -2,5% | NT |
| OT | 1.506 | 1.476 | 30 | 0 | 346 | 8 | 56 | 1.130 | 96 | 119 | 144 | 140 | 169 | 192 | 187 | 82 | 1 | 76,6% | 80,2% | -3,6% | OT |
| PH | 2.661 | 2.629 | 32 | 1 | 331 | 17 | 70 | 2.297 | 108 | 165 | 197 | 246 | 307 | 407 | 533 | 333 | 1 | 87,4% | 90,8% | -3,4% | PH |
| SB | 1.181 | 1.161 | 20 | 0 | 117 | 4 | 22 | 1.044 | 33 | 38 | 54 | 117 | 169 | 234 | 258 | 140 | 1 | 89,9% | 92,1% | -2,2% | SB |
| SJ | 794 | 780 | 14 | 0 | 153 | 5 | 11 | 627 | 32 | 44 | 55 | 66 | 105 | 111 | 147 | 67 | 0 | 80,4% | 84,1% | -3,7% | SJ |
| SM | 1.053 | 1.047 | 6 | 1 | 113 | 4 | 24 | 933 | 40 | 58 | 91 | 116 | 178 | 209 | 170 | 71 | 0 | 89,1% | 90,2% | -1,1% | SM |
| SV | 2.611 | 2.564 | 47 | 0 | 305 | 15 | 51 | 2.259 | 93 | 164 | 210 | 259 | 331 | 418 | 513 | 270 | 1 | 88,1% | 90,3% | -2,2% | SV |
| TL | 608 | 590 | 18 | 0 | 97 | 4 | 18 | 493 | 33 | 22 | 38 | 60 | 80 | 107 | 107 | 46 | 0 | 83,6% | 84,7% | -1,1% | TL |
| TM | 2.410 | 2.358 | 52 | 1 | 373 | 13 | 57 | 1.984 | 92 | 158 | 192 | 229 | 303 | 392 | 426 | 192 | 0 | 84,1% | 85,6% | -1,5% | TM |
| TR | 1.288 | 1.239 | 49 | 2 | 332 | 15 | 52 | 905 | 73 | 106 | 119 | 130 | 131 | 132 | 140 | 74 | 0 | 73,0% | 73,2% | -0,1% | TR |
| VL | 1.352 | 1.319 | 33 | 0 | 240 | 11 | 28 | 1.079 | 53 | 87 | 100 | 122 | 154 | 204 | 212 | 147 | 0 | 81,8% | 86,8% | -5,0% | VL |
| VN | 1.071 | 1.051 | 20 | 0 | 164 | 6 | 22 | 887 | 58 | 59 | 70 | 88 | 107 | 155 | 200 | 148 | 2 | 84,4% | 86,3% | -1,9% | VN |
| VS | 1.506 | 1.475 | 31 | 2 | 225 | 7 | 29 | 1.248 | 68 | 107 | 108 | 137 | 175 | 206 | 306 | 141 | 0 | 84,6% | 84,6% | 0,0% | VS |
| TOTAL | 73.478 | 72.320 | 1.158 | 26 | 10.071 | 347 | 1.734 | 62.223 | 3.109 | 4.283 | 5.625 | 6.979 | 9.202 | 11.585 | 13.591 | 7.812 | 37 | 86,0% | 87,6% | -1,5% | TOTAL |

* Pentru 2026 datele sunt înainte de contestații. Pentru 2025 datele sunt după contestații.

Rezultate bacalaureat - SINTEZĂ SESIUNEA I (toți candidații) Filiera Tehnologică 2026

| Județ | Candidați înscriși | Candidați prezenți | Candidați neprezenți | Candidați eliminați din examen | Candidați respinși total | Candidați respinși cu media 5-5.49 | Candidați respinși cu media 5,5-5.98 | Candidați reușiți | Candidați cu media 6-6,49 | Candidați cu media 6,5-6,99 | Candidați cu media 7-7,49 | Candidați cu media 7,5-7,99 | Candidați cu media 8-8,49 | Candidați cu media 8,5-8,99 | Candidați cu media 9-9,49 | Candidați cu media 9,5-9,99 | Candidați cu media 10 | Rată de promovare 2026 | Rată de promovare 2025 | Variație procente 2026-2025 | Județ |
|--------------|--------------------|--------------------|----------------------|--------------------------------|--------------------------|------------------------------------|--------------------------------------|-------------------|---------------------------|-----------------------------|---------------------------|-----------------------------|---------------------------|-----------------------------|---------------------------|-----------------------------|-----------------------|------------------------|------------------------|-----------------------------|--------------|
| AB | 667 | 604 | 63 | 4 | 220 | 11 | 30 | 380 | 52 | 64 | 56 | 55 | 68 | 52 | 27 | 6 | 0 | 62,9% | 53,1% | 9,8% | AB |
| AG | 1.438 | 1.349 | 89 | 0 | 555 | 17 | 69 | 794 | 136 | 156 | 140 | 123 | 121 | 75 | 37 | 6 | 0 | 58,9% | 58,6% | 0,3% | AG |
| AR | 1.011 | 892 | 119 | 2 | 520 | 14 | 57 | 370 | 79 | 86 | 71 | 58 | 49 | 18 | 8 | 1 | 0 | 41,5% | 46,0% | -4,5% | AR |
| B | 5.128 | 4.846 | 282 | 2 | 1.966 | 54 | 273 | 2.878 | 413 | 479 | 476 | 419 | 416 | 336 | 270 | 69 | 0 | 59,4% | 56,0% | 3,4% | B |
| BC | 1.114 | 1.052 | 62 | 1 | 471 | 14 | 60 | 580 | 111 | 139 | 109 | 78 | 67 | 46 | 27 | 3 | 0 | 55,1% | 62,1% | -7,0% | BC |
| BH | 948 | 908 | 40 | 0 | 363 | 13 | 54 | 545 | 91 | 121 | 114 | 89 | 57 | 53 | 16 | 4 | 0 | 60,0% | 60,4% | -0,4% | BH |
| BN | 664 | 622 | 42 | 2 | 307 | 8 | 41 | 313 | 64 | 51 | 49 | 53 | 48 | 17 | 20 | 11 | 0 | 50,3% | 51,4% | -1,0% | BN |
| BR | 441 | 408 | 33 | 0 | 198 | 5 | 34 | 210 | 55 | 52 | 41 | 33 | 17 | 4 | 8 | 0 | 0 | 51,5% | 55,9% | -4,4% | BR |
| BT | 582 | 533 | 49 | 2 | 274 | 12 | 36 | 257 | 46 | 55 | 40 | 38 | 36 | 20 | 18 | 4 | 0 | 48,2% | 47,4% | 0,8% | BT |
| BV | 1.225 | 1.168 | 57 | 1 | 371 | 14 | 63 | 796 | 141 | 147 | 148 | 144 | 119 | 72 | 23 | 2 | 0 | 68,2% | 66,8% | 1,3% | BV |
| BZ | 715 | 677 | 38 | 0 | 292 | 5 | 36 | 385 | 53 | 74 | 64 | 71 | 47 | 51 | 25 | 0 | 0 | 56,9% | 57,1% | -0,2% | BZ |
| CJ | 1.182 | 1.122 | 60 | 0 | 334 | 15 | 76 | 788 | 108 | 127 | 126 | 134 | 110 | 116 | 59 | 8 | 0 | 70,2% | 67,6% | 2,7% | CJ |
| CL | 344 | 317 | 27 | 1 | 218 | 8 | 33 | 98 | 34 | 20 | 21 | 8 | 11 | 1 | 3 | 0 | 0 | 30,9% | 34,2% | -3,2% | CL |
| CS | 402 | 318 | 84 | 2 | 197 | 5 | 26 | 119 | 32 | 25 | 24 | 21 | 12 | 5 | 0 | 0 | 0 | 37,4% | 37,8% | -0,4% | CS |
| CT | 2.133 | 1.999 | 134 | 0 | 872 | 21 | 128 | 1.127 | 198 | 210 | 210 | 185 | 158 | 110 | 45 | 11 | 0 | 56,4% | 58,6% | -2,3% | CT |
| CV | 288 | 270 | 18 | 0 | 179 | 0 | 19 | 91 | 28 | 27 | 21 | 9 | 6 | 0 | 0 | 0 | 0 | 33,7% | 35,5% | -1,8% | CV |
| DB | 704 | 607 | 97 | 1 | 360 | 7 | 37 | 246 | 62 | 52 | 39 | 35 | 27 | 23 | 7 | 1 | 0 | 40,5% | 40,6% | 0,0% | DB |
| DJ | 1.173 | 988 | 185 | 1 | 598 | 16 | 66 | 389 | 115 | 95 | 69 | 48 | 33 | 26 | 3 | 0 | 0 | 39,4% | 40,1% | -0,7% | DJ |
| GJ | 1.094 | 977 | 117 | 2 | 482 | 12 | 59 | 493 | 88 | 105 | 92 | 76 | 69 | 40 | 20 | 3 | 0 | 50,5% | 37,2% | 13,3% | GJ |
| GL | 1.179 | 1.096 | 83 | 0 | 486 | 17 | 102 | 610 | 140 | 154 | 101 | 88 | 71 | 42 | 13 | 1 | 0 | 55,7% | 63,3% | -7,7% | GL |
| GR | 289 | 262 | 27 | 1 | 130 | 2 | 13 | 131 | 28 | 28 | 12 | 29 | 10 | 18 | 6 | 0 | 0 | 50,0% | 51,4% | -1,4% | GR |
| HD | 719 | 635 | 84 | 0 | 361 | 11 | 45 | 274 | 78 | 57 | 40 | 33 | 36 | 19 | 11 | 0 | 0 | 43,1% | 42,9% | 0,3% | HD |
| HR | 916 | 882 | 34 | 0 | 442 | 5 | 44 | 440 | 95 | 91 | 98 | 83 | 45 | 23 | 5 | 0 | 0 | 49,9% | 42,8% | 7,1% | HR |
| IF | 382 | 337 | 45 | 2 | 213 | 8 | 20 | 122 | 28 | 33 | 24 | 13 | 7 | 12 | 3 | 2 | 0 | 36,2% | 37,0% | -0,8% | IF |
| IL | 470 | 415 | 55 | 0 | 272 | 6 | 36 | 143 | 49 | 36 | 17 | 21 | 13 | 6 | 1 | 0 | 0 | 34,5% | 36,2% | -1,7% | IL |
| IS | 2.316 | 2.170 | 146 | 0 | 741 | 17 | 115 | 1.429 | 197 | 242 | 258 | 250 | 239 | 152 | 79 | 11 | 1 | 65,9% | 68,5% | -2,6% | IS |
| MH | 496 | 408 | 88 | 0 | 283 | 6 | 28 | 125 | 30 | 38 | 19 | 17 | 9 | 6 | 6 | 0 | 0 | 30,6% | 28,1% | 2,5% | MH |
| MM | 935 | 869 | 66 | 3 | 377 | 14 | 36 | 489 | 69 | 86 | 82 | 77 | 81 | 55 | 31 | 8 | 0 | 56,3% | 60,2% | -4,0% | MM |
| MS | 981 | 935 | 46 | 2 | 470 | 9 | 57 | 463 | 100 | 90 | 88 | 84 | 59 | 33 | 7 | 2 | 0 | 49,5% | 51,2% | -1,7% | MS |
| NT | 1.144 | 1.094 | 50 | 0 | 478 | 12 | 72 | 616 | 84 | 136 | 97 | 102 | 93 | 62 | 36 | 6 | 0 | 56,3% | 58,9% | -2,5% | NT |
| OT | 643 | 567 | 76 | 0 | 343 | 8 | 28 | 224 | 39 | 54 | 39 | 39 | 27 | 20 | 5 | 1 | 0 | 39,5% | 36,7% | 2,8% | OT |
| PH | 2.376 | 2.265 | 111 | 0 | 911 | 38 | 131 | 1.354 | 213 | 224 | 213 | 232 | 202 | 165 | 80 | 25 | 0 | 59,8% | 56,6% | 3,1% | PH |
| SB | 1.088 | 1.024 | 64 | 0 | 379 | 9 | 73 | 645 | 102 | 98 | 94 | 120 | 106 | 75 | 42 | 8 | 0 | 63,0% | 66,5% | -3,5% | SB |
| SJ | 469 | 438 | 31 | 0 | 266 | 5 | 27 | 172 | 31 | 27 | 26 | 29 | 26 | 18 | 8 | 7 | 0 | 39,3% | 46,8% | -7,5% | SJ |
| SM | 534 | 507 | 27 | 0 | 233 | 5 | 33 | 274 | 63 | 55 | 51 | 49 | 31 | 18 | 7 | 0 | 0 | 54,0% | 53,9% | 0,2% | SM |
| SV | 1.784 | 1.658 | 126 | 0 | 732 | 12 | 92 | 926 | 152 | 170 | 160 | 161 | 100 | 116 | 54 | 13 | 0 | 55,9% | 56,3% | -0,4% | SV |
| TL | 541 | 488 | 53 | 1 | 235 | 4 | 42 | 252 | 52 | 55 | 40 | 52 | 30 | 15 | 8 | 0 | 0 | 51,6% | 50,0% | 1,6% | TL |
| TM | 1.716 | 1.562 | 154 | 1 | 768 | 27 | 111 | 793 | 162 | 168 | 132 | 121 | 99 | 77 | 30 | 4 | 0 | 50,8% | 48,4% | 2,3% | TM |
| TR | 351 | 277 | 74 | 2 | 198 | 4 | 14 | 77 | 27 | 11 | 20 | 11 | 4 | 3 | 1 | 0 | 0 | 27,8% | 24,1% | 3,7% | TR |
| VL | 778 | 729 | 49 | 0 | 388 | 10 | 57 | 341 | 71 | 75 | 70 | 58 | 31 | 29 | 7 | 0 | 0 | 46,8% | 48,0% | -1,2% | VL |
| VN | 830 | 760 | 70 | 0 | 351 | 7 | 39 | 409 | 45 | 59 | 65 | 68 | 72 | 61 | 29 | 10 | 0 | 53,8% | 56,5% | -2,7% | VN |
| VS | 814 | 733 | 81 | 0 | 420 | 8 | 50 | 313 | 68 | 69 | 62 | 49 | 40 | 15 | 7 | 3 | 0 | 42,7% | 47,8% | -5,1% | VS |
| TOTAL | 43.004 | 39.768 | 3.236 | 33 | 18.254 | 495 | 2.462 | 21.481 | 3.829 | 4.141 | 3.718 | 3.463 | 2.902 | 2.105 | 1.092 | 230 | 1 | 54,0% | 53,5% | 0,5% | TOTAL |

* Pentru 2026 datele sunt înainte de contestații. Pentru 2025 datele sunt după contestații.

Rezultate bacalaureat - SINTEZĂ SESIUNEA I (toți candidații) Filiera Vocațională 2026

| Județ | Candidați înscriși | Candidați prezenți | Candidați neprezenți | Candidați eliminați din examen | Candidați respinși total | Candidați respinși cu media 5-5.49 | Candidați respinși cu media 5,5-5.98 | Candidați reușiți | Candidați cu media 6-6,49 | Candidați cu media 6,5-6,99 | Candidați cu media 7-7,49 | Candidați cu media 7,5-7,99 | Candidați cu media 8-8,49 | Candidați cu media 8,5-8,99 | Candidați cu media 9-9,49 | Candidați cu media 9,5-9,99 | Candidați cu media 10 | Rată de promovare 2026 | Rată de promovare 2025 | Variație procente 2026-2025 | Județ |
|--------------|--------------------|--------------------|----------------------|--------------------------------|--------------------------|------------------------------------|--------------------------------------|-------------------|---------------------------|-----------------------------|---------------------------|-----------------------------|---------------------------|-----------------------------|---------------------------|-----------------------------|-----------------------|------------------------|------------------------|-----------------------------|--------------|
| AB | 390 | 386 | 4 | 1 | 44 | 2 | 9 | 341 | 23 | 34 | 36 | 34 | 52 | 76 | 62 | 24 | 0 | 88,3% | 91,1% | -2,7% | AB |
| AG | 473 | 461 | 12 | 0 | 128 | 5 | 21 | 333 | 42 | 50 | 55 | 48 | 37 | 48 | 39 | 14 | 0 | 72,2% | 78,7% | -6,4% | AG |
| AR | 310 | 301 | 9 | 0 | 61 | 7 | 13 | 240 | 34 | 29 | 29 | 31 | 27 | 32 | 37 | 20 | 1 | 79,7% | 85,7% | -5,9% | AR |
| B | 1.515 | 1.474 | 41 | 1 | 423 | 14 | 95 | 1.050 | 126 | 152 | 153 | 144 | 151 | 149 | 139 | 36 | 0 | 71,2% | 76,4% | -5,2% | B |
| BC | 384 | 377 | 7 | 0 | 82 | 6 | 15 | 295 | 38 | 24 | 51 | 41 | 30 | 49 | 45 | 17 | 0 | 78,2% | 84,1% | -5,9% | BC |
| BH | 442 | 438 | 4 | 1 | 76 | 4 | 15 | 361 | 39 | 34 | 39 | 47 | 56 | 65 | 71 | 10 | 0 | 82,4% | 82,3% | 0,2% | BH |
| BN | 307 | 305 | 2 | 1 | 83 | 2 | 22 | 221 | 35 | 22 | 43 | 41 | 25 | 24 | 25 | 6 | 0 | 72,5% | 74,9% | -2,4% | BN |
| BR | 258 | 249 | 9 | 0 | 47 | 2 | 10 | 202 | 19 | 28 | 33 | 38 | 26 | 25 | 27 | 6 | 0 | 81,1% | 82,2% | -1,1% | BR |
| BT | 259 | 253 | 6 | 0 | 64 | 3 | 19 | 189 | 21 | 29 | 16 | 23 | 32 | 26 | 27 | 15 | 0 | 74,7% | 72,6% | 2,1% | BT |
| BV | 341 | 335 | 6 | 0 | 67 | 7 | 18 | 268 | 22 | 33 | 47 | 35 | 37 | 45 | 34 | 15 | 0 | 80,0% | 78,3% | 1,7% | BV |
| BZ | 350 | 337 | 13 | 0 | 108 | 3 | 20 | 229 | 38 | 35 | 31 | 28 | 25 | 23 | 34 | 15 | 0 | 68,0% | 66,3% | 1,7% | BZ |
| CJ | 602 | 591 | 11 | 0 | 108 | 6 | 27 | 483 | 35 | 63 | 59 | 63 | 88 | 83 | 73 | 19 | 0 | 81,7% | 86,4% | -4,7% | CJ |
| CL | 104 | 103 | 1 | 0 | 45 | 3 | 6 | 58 | 16 | 10 | 11 | 6 | 6 | 5 | 3 | 1 | 0 | 56,3% | 66,7% | -10,4% | CL |
| CS | 142 | 137 | 5 | 0 | 37 | 3 | 6 | 100 | 16 | 15 | 16 | 16 | 15 | 7 | 8 | 7 | 0 | 73,0% | 76,2% | -3,2% | CS |
| CT | 586 | 573 | 13 | 0 | 143 | 5 | 27 | 430 | 38 | 43 | 55 | 65 | 62 | 77 | 57 | 33 | 0 | 75,0% | 77,4% | -2,3% | CT |
| CV | 246 | 244 | 2 | 0 | 61 | 1 | 10 | 183 | 22 | 27 | 32 | 40 | 24 | 26 | 12 | 0 | 0 | 75,0% | 71,9% | 3,1% | CV |
| DB | 309 | 299 | 10 | 0 | 98 | 3 | 23 | 201 | 24 | 15 | 22 | 22 | 21 | 30 | 38 | 28 | 1 | 67,2% | 61,3% | 5,9% | DB |
| DJ | 528 | 517 | 11 | 1 | 86 | 3 | 15 | 430 | 39 | 41 | 42 | 50 | 54 | 57 | 106 | 39 | 2 | 83,2% | 81,9% | 1,3% | DJ |
| GJ | 330 | 319 | 11 | 0 | 113 | 4 | 16 | 206 | 31 | 32 | 35 | 33 | 24 | 17 | 22 | 12 | 0 | 64,6% | 56,5% | 8,1% | GJ |
| GL | 275 | 273 | 2 | 0 | 70 | 0 | 12 | 203 | 25 | 31 | 35 | 23 | 27 | 26 | 23 | 13 | 0 | 74,4% | 79,1% | -4,8% | GL |
| GR | 56 | 55 | 1 | 0 | 19 | 1 | 2 | 36 | 4 | 5 | 8 | 3 | 5 | 6 | 3 | 2 | 0 | 65,5% | 79,4% | -14,0% | GR |
| HD | 267 | 265 | 2 | 0 | 53 | 0 | 12 | 212 | 16 | 25 | 29 | 25 | 28 | 36 | 39 | 14 | 0 | 80,0% | 85,9% | -5,9% | HD |
| HR | 425 | 419 | 6 | 0 | 116 | 0 | 11 | 303 | 39 | 37 | 52 | 54 | 58 | 39 | 23 | 1 | 0 | 72,3% | 64,0% | 8,4% | HR |
| IF | 190 | 181 | 9 | 0 | 98 | 3 | 21 | 83 | 18 | 19 | 12 | 11 | 8 | 8 | 7 | 0 | 0 | 45,9% | 57,6% | -11,8% | IF |
| IL | 137 | 135 | 2 | 0 | 47 | 1 | 5 | 88 | 7 | 6 | 14 | 13 | 16 | 13 | 15 | 4 | 0 | 65,2% | 79,5% | -14,3% | IL |
| IS | 512 | 505 | 7 | 0 | 88 | 1 | 29 | 417 | 40 | 38 | 55 | 56 | 59 | 90 | 50 | 29 | 0 | 82,6% | 83,3% | -0,7% | IS |
| MH | 214 | 208 | 6 | 0 | 75 | 3 | 8 | 133 | 17 | 19 | 20 | 12 | 12 | 21 | 22 | 10 | 0 | 63,9% | 73,8% | -9,8% | MH |
| MM | 410 | 406 | 4 | 1 | 88 | 8 | 14 | 317 | 37 | 39 | 48 | 49 | 61 | 44 | 33 | 6 | 0 | 78,1% | 75,1% | 2,9% | MM |
| MS | 376 | 372 | 4 | 0 | 61 | 6 | 15 | 311 | 28 | 60 | 36 | 44 | 57 | 46 | 28 | 12 | 0 | 83,6% | 79,8% | 3,8% | MS |
| NT | 463 | 449 | 14 | 0 | 142 | 9 | 24 | 307 | 34 | 46 | 46 | 43 | 46 | 49 | 31 | 12 | 0 | 68,4% | 79,1% | -10,7% | NT |
| OT | 168 | 162 | 6 | 0 | 61 | 1 | 11 | 101 | 18 | 11 | 10 | 18 | 12 | 13 | 11 | 8 | 0 | 62,3% | 65,7% | -3,4% | OT |
| PH | 360 | 357 | 3 | 0 | 30 | 2 | 4 | 327 | 10 | 16 | 24 | 28 | 58 | 58 | 89 | 44 | 0 | 91,6% | 91,6% | 0,0% | PH |
| SB | 262 | 262 | 0 | 0 | 39 | 1 | 9 | 223 | 14 | 15 | 37 | 28 | 51 | 31 | 38 | 9 | 0 | 85,1% | 92,1% | -7,0% | SB |
| SJ | 185 | 182 | 3 | 0 | 33 | 1 | 5 | 149 | 14 | 21 | 15 | 22 | 31 | 19 | 19 | 8 | 0 | 81,9% | 84,7% | -2,9% | SJ |
| SM | 284 | 279 | 5 | 1 | 64 | 2 | 21 | 214 | 34 | 29 | 37 | 36 | 36 | 20 | 17 | 5 | 0 | 76,7% | 71,5% | 5,2% | SM |
| SV | 509 | 501 | 8 | 1 | 98 | 4 | 23 | 402 | 24 | 37 | 36 | 46 | 45 | 69 | 85 | 59 | 1 | 80,2% | 85,1% | -4,9% | SV |
| TL | 134 | 130 | 4 | 0 | 40 | 2 | 5 | 90 | 11 | 15 | 11 | 14 | 10 | 10 | 12 | 7 | 0 | 69,2% | 71,9% | -2,7% | TL |
| TM | 435 | 427 | 8 | 0 | 122 | 8 | 30 | 305 | 38 | 51 | 48 | 37 | 48 | 37 | 37 | 8 | 1 | 71,4% | 74,4% | -3,0% | TM |
| TR | 102 | 98 | 4 | 0 | 36 | 0 | 4 | 62 | 10 | 3 | 6 | 7 | 6 | 13 | 12 | 5 | 0 | 63,3% | 85,3% | -22,1% | TR |
| VL | 210 | 209 | 1 | 0 | 48 | 1 | 9 | 161 | 9 | 20 | 15 | 24 | 17 | 22 | 34 | 20 | 0 | 77,0% | 88,2% | -11,2% | VL |
| VN | 276 | 274 | 2 | 0 | 52 | 2 | 13 | 222 | 30 | 20 | 37 | 30 | 31 | 39 | 23 | 12 | 0 | 81,0% | 82,9% | -1,9% | VN |
| VS | 246 | 233 | 13 | 0 | 78 | 4 | 19 | 155 | 29 | 20 | 18 | 16 | 17 | 26 | 24 | 5 | 0 | 66,5% | 72,4% | -5,8% | VS |
| TOTAL | 14.372 | 14.081 | 291 | 8 | 3.432 | 143 | 693 | 10.641 | 1.164 | 1.299 | 1.454 | 1.444 | 1.531 | 1.599 | 1.534 | 610 | 6 | 75,6% | 77,9% | -2,3% | TOTAL |

* Pentru 2026 datele sunt înainte de contestații. Pentru 2025 datele sunt după contestații.

| Rezultate bacalaureat - SINTEZĂ SESIUNEA I (candidați din promoția curentă) 2026 | | | | | | | | | | | | | | | | | | | | | |
|--|--------------------|--------------------|----------------------|--------------------------------|--------------------------|------------------------------------|--------------------------------------|-------------------|---------------------------|-----------------------------|---------------------------|-----------------------------|---------------------------|-----------------------------|---------------------------|-----------------------------|-----------------------|------------------------|------------------------|-----------------------------|--------------|
| Județ | Candidați înscriși | Candidați prezenți | Candidați neprezenți | Candidați eliminați din examen | Candidați respinși total | Candidați respinși cu media 5-5.49 | Candidați respinși cu media 5,5-5.98 | Candidați reușiți | Candidați cu media 6-6,49 | Candidați cu media 6,5-6,99 | Candidați cu media 7-7,49 | Candidați cu media 7,5-7,99 | Candidați cu media 8-8,49 | Candidați cu media 8,5-8,99 | Candidați cu media 9-9,49 | Candidați cu media 9,5-9,99 | Candidați cu media 10 | Rată de promovare 2026 | Rată de promovare 2025 | Variație procente 2026-2025 | Județ |
| AB | 1.914 | 1.873 | 41 | 4 | 268 | 9 | 31 | 1.601 | 74 | 154 | 167 | 184 | 241 | 304 | 293 | 184 | 0 | 85,5% | 82,3% | 3,2% | AB |
| AG | 3.739 | 3.674 | 65 | 1 | 703 | 11 | 67 | 2.970 | 183 | 265 | 357 | 383 | 450 | 545 | 498 | 288 | 1 | 80,8% | 82,9% | -2,1% | AG |
| AR | 2.383 | 2.289 | 94 | 2 | 625 | 9 | 68 | 1.662 | 136 | 204 | 214 | 248 | 244 | 239 | 254 | 122 | 1 | 72,6% | 76,7% | -4,1% | AR |
| B | 16.076 | 15.856 | 220 | 5 | 2.474 | 54 | 297 | 13.377 | 670 | 1.050 | 1.337 | 1.602 | 1.982 | 2.282 | 2.746 | 1.696 | 12 | 84,4% | 86,7% | -2,3% | B |
| BC | 3.523 | 3.461 | 62 | 1 | 579 | 14 | 78 | 2.881 | 192 | 283 | 317 | 344 | 405 | 449 | 538 | 351 | 2 | 83,2% | 88,1% | -4,8% | BC |
| BH | 3.182 | 3.159 | 23 | 1 | 498 | 15 | 74 | 2.660 | 162 | 277 | 310 | 344 | 402 | 462 | 481 | 222 | 0 | 84,2% | 84,6% | -0,3% | BH |
| BN | 1.830 | 1.789 | 41 | 2 | 370 | 8 | 49 | 1.417 | 117 | 111 | 169 | 199 | 202 | 222 | 271 | 126 | 0 | 79,2% | 80,5% | -1,3% | BN |
| BR | 1.487 | 1.460 | 27 | 1 | 216 | 3 | 33 | 1.243 | 84 | 112 | 150 | 170 | 177 | 220 | 222 | 108 | 0 | 85,1% | 88,6% | -3,5% | BR |
| BT | 2.300 | 2.245 | 55 | 2 | 488 | 19 | 67 | 1.755 | 111 | 174 | 179 | 206 | 285 | 322 | 308 | 170 | 0 | 78,2% | 78,3% | -0,2% | BT |
| BV | 3.118 | 3.090 | 28 | 1 | 426 | 15 | 61 | 2.663 | 170 | 247 | 318 | 333 | 409 | 471 | 481 | 234 | 0 | 86,2% | 86,8% | -0,6% | BV |
| BZ | 2.380 | 2.325 | 55 | 0 | 479 | 6 | 69 | 1.846 | 130 | 164 | 221 | 253 | 255 | 315 | 330 | 176 | 2 | 79,4% | 82,8% | -3,4% | BZ |
| CJ | 4.017 | 3.982 | 35 | 2 | 399 | 9 | 85 | 3.581 | 158 | 278 | 322 | 426 | 502 | 686 | 791 | 414 | 4 | 89,9% | 90,8% | -0,9% | CJ |
| CL | 1.033 | 1.013 | 20 | 2 | 320 | 8 | 39 | 691 | 54 | 94 | 120 | 100 | 106 | 102 | 86 | 29 | 0 | 68,2% | 73,4% | -5,2% | CL |
| CS | 1.136 | 1.060 | 76 | 2 | 286 | 7 | 47 | 772 | 61 | 91 | 112 | 129 | 123 | 113 | 106 | 37 | 0 | 72,8% | 75,6% | -2,7% | CS |
| CT | 4.465 | 4.364 | 101 | 0 | 922 | 14 | 113 | 3.442 | 224 | 331 | 430 | 479 | 504 | 551 | 605 | 317 | 1 | 78,9% | 81,2% | -2,3% | CT |
| CV | 1.078 | 1.069 | 9 | 0 | 225 | 2 | 24 | 844 | 59 | 81 | 116 | 116 | 140 | 176 | 127 | 29 | 0 | 79,0% | 79,2% | -0,2% | CV |
| DB | 2.577 | 2.484 | 93 | 1 | 675 | 13 | 74 | 1.808 | 142 | 179 | 207 | 225 | 248 | 281 | 348 | 176 | 2 | 72,8% | 75,3% | -2,5% | DB |
| DJ | 3.504 | 3.363 | 141 | 1 | 724 | 9 | 71 | 2.638 | 152 | 212 | 268 | 311 | 392 | 457 | 558 | 286 | 2 | 78,4% | 79,5% | -1,1% | DJ |
| GJ | 2.158 | 2.071 | 87 | 1 | 454 | 6 | 41 | 1.616 | 102 | 172 | 206 | 222 | 279 | 252 | 256 | 126 | 1 | 78,0% | 70,3% | 7,7% | GJ |
| GL | 2.933 | 2.875 | 58 | 0 | 502 | 10 | 91 | 2.373 | 153 | 252 | 283 | 273 | 331 | 372 | 439 | 268 | 2 | 82,5% | 88,0% | -5,5% | GL |
| GR | 790 | 778 | 12 | 0 | 240 | 4 | 31 | 538 | 59 | 95 | 81 | 90 | 72 | 83 | 43 | 15 | 0 | 69,2% | 72,3% | -3,2% | GR |
| HD | 2.010 | 1.949 | 61 | 1 | 428 | 11 | 61 | 1.520 | 112 | 161 | 212 | 199 | 254 | 240 | 256 | 84 | 2 | 78,0% | 79,2% | -1,2% | HD |
| HR | 2.043 | 2.006 | 37 | 0 | 485 | 4 | 43 | 1.521 | 120 | 180 | 222 | 252 | 277 | 269 | 171 | 30 | 0 | 75,8% | 75,3% | 0,5% | HR |
| IF | 1.054 | 1.006 | 48 | 0 | 368 | 10 | 39 | 638 | 84 | 94 | 111 | 97 | 88 | 82 | 62 | 20 | 0 | 63,4% | 65,9% | -2,5% | IF |
| IL | 1.386 | 1.319 | 67 | 0 | 417 | 7 | 48 | 902 | 82 | 92 | 110 | 122 | 132 | 140 | 153 | 71 | 0 | 68,4% | 74,1% | -5,7% | IL |
| IS | 4.858 | 4.759 | 99 | 1 | 722 | 11 | 105 | 4.036 | 245 | 334 | 417 | 483 | 583 | 680 | 806 | 485 | 3 | 84,8% | 86,7% | -1,9% | IS |
| MH | 1.242 | 1.161 | 81 | 1 | 390 | 4 | 28 | 770 | 53 | 96 | 109 | 97 | 106 | 114 | 131 | 64 | 0 | 66,3% | 68,8% | -2,5% | MH |
| MM | 2.742 | 2.697 | 45 | 5 | 603 | 18 | 58 | 2.089 | 152 | 223 | 273 | 289 | 346 | 353 | 302 | 151 | 0 | 77,5% | 81,5% | -4,0% | MM |
| MS | 2.832 | 2.791 | 41 | 0 | 578 | 10 | 61 | 2.213 | 139 | 238 | 289 | 332 | 369 | 372 | 313 | 160 | 1 | 79,3% | 81,8% | -2,5% | MS |
| NT | 2.831 | 2.780 | 51 | 0 | 612 | 17 | 81 | 2.168 | 137 | 221 | 243 | 264 | 338 | 369 | 357 | 239 | 0 | 78,0% | 82,3% | -4,4% | NT |
| OT | 2.009 | 1.935 | 74 | 0 | 561 | 7 | 48 | 1.374 | 111 | 160 | 184 | 195 | 204 | 225 | 203 | 91 | 1 | 71,0% | 74,8% | -3,8% | OT |
| PH | 4.784 | 4.713 | 71 | 1 | 922 | 27 | 109 | 3.790 | 216 | 365 | 414 | 502 | 562 | 628 | 700 | 402 | 1 | 80,4% | 81,0% | -0,6% | PH |
| SB | 2.243 | 2.208 | 35 | 0 | 373 | 7 | 53 | 1.835 | 105 | 129 | 179 | 261 | 326 | 339 | 338 | 157 | 1 | 83,1% | 87,2% | -4,1% | SB |
| SJ | 1.293 | 1.270 | 23 | 0 | 347 | 7 | 30 | 923 | 66 | 85 | 91 | 115 | 162 | 148 | 174 | 82 | 0 | 72,7% | 77,9% | -5,3% | SJ |
| SM | 1.687 | 1.672 | 15 | 2 | 296 | 4 | 47 | 1.374 | 104 | 131 | 178 | 199 | 245 | 247 | 194 | 76 | 0 | 82,2% | 84,9% | -2,7% | SM |
| SV | 4.527 | 4.394 | 133 | 1 | 912 | 20 | 106 | 3.481 | 212 | 338 | 399 | 462 | 474 | 602 | 650 | 342 | 2 | 79,2% | 82,2% | -3,0% | SV |
| TL | 1.115 | 1.070 | 45 | 1 | 273 | 4 | 29 | 796 | 72 | 85 | 86 | 121 | 120 | 132 | 127 | 53 | 0 | 74,4% | 78,1% | -3,7% | TL |
| TM | 3.879 | 3.778 | 101 | 0 | 877 | 27 | 113 | 2.901 | 189 | 334 | 358 | 376 | 444 | 504 | 491 | 204 | 1 | 76,8% | 78,4% | -1,6% | TM |
| TR | 1.461 | 1.376 | 85 | 2 | 424 | 9 | 44 | 950 | 67 | 98 | 131 | 142 | 136 | 145 | 152 | 79 | 0 | 69,0% | 71,6% | -2,5% | TR |
| VL | 2.064 | 2.015 | 49 | 0 | 513 | 13 | 58 | 1.502 | 95 | 160 | 174 | 198 | 201 | 254 | 253 | 167 | 0 | 74,5% | 79,9% | -5,3% | VL |
| VN | 1.931 | 1.870 | 61 | 0 | 429 | 6 | 43 | 1.441 | 92 | 113 | 166 | 183 | 209 | 255 | 252 | 169 | 2 | 77,1% | 81,2% | -4,2% | VN |
| VS | 2.332 | 2.247 | 85 | 2 | 584 | 10 | 66 | 1.661 | 130 | 183 | 183 | 202 | 232 | 245 | 337 | 149 | 0 | 73,9% | 77,3% | -3,4% | VS |
| TOTAL | 115.946 | 113.296 | 2.650 | 46 | 22.987 | 478 | 2.780 | 90.263 | 5.776 | 8.646 | 10.413 | 11.728 | 13.557 | 15.247 | 16.203 | 8.649 | 44 | 79,7% | 81,9% | -2,2% | TOTAL |

* Pentru 2026 datele sunt înainte de contestații. Pentru 2025 datele sunt după contestații.

Rezultate bacalaureat - SINTEZĂ SESIUNEA I (candidați din promoția curentă) Filiera Teoretică 2026

| Județ | Candidați înscriși | Candidați prezenți | Candidați neprezenți | Candidați eliminați din examen | Candidați respinși total | Candidați respinși cu media 5-5.49 | Candidați respinși cu media 5,5-5.98 | Candidați reușiți | Candidați cu media 6-6,49 | Candidați cu media 6,5-6,99 | Candidați cu media 7-7,49 | Candidați cu media 7,5-7,99 | Candidați cu media 8-8,49 | Candidați cu media 8,5-8,99 | Candidați cu media 9-9,49 | Candidați cu media 9,5-9,99 | Candidați cu media 10 | Rată de promovare 2026 | Rată de promovare 2025 | Variație procente 2026-2025 | Județ |
|--------------|--------------------|--------------------|----------------------|--------------------------------|--------------------------|------------------------------------|--------------------------------------|-------------------|---------------------------|-----------------------------|---------------------------|-----------------------------|---------------------------|-----------------------------|---------------------------|-----------------------------|-----------------------|------------------------|------------------------|-----------------------------|--------------|
| AB | 1.027 | 1.025 | 2 | 1 | 88 | 3 | 11 | 936 | 28 | 74 | 81 | 97 | 122 | 176 | 204 | 154 | 0 | 91,3% | 91,5% | -0,2% | AB |
| AG | 2.191 | 2.181 | 10 | 1 | 206 | 3 | 23 | 1.974 | 66 | 97 | 172 | 219 | 301 | 426 | 424 | 268 | 1 | 90,5% | 93,6% | -3,1% | AG |
| AR | 1.340 | 1.326 | 14 | 0 | 204 | 4 | 34 | 1.122 | 67 | 107 | 122 | 159 | 168 | 189 | 209 | 101 | 0 | 84,6% | 83,8% | 0,9% | AR |
| B | 10.617 | 10.552 | 65 | 3 | 757 | 20 | 125 | 9.792 | 309 | 522 | 748 | 1.049 | 1.422 | 1.801 | 2.338 | 1.591 | 12 | 92,8% | 92,7% | 0,1% | B |
| BC | 2.254 | 2.232 | 22 | 0 | 158 | 4 | 31 | 2.074 | 86 | 134 | 165 | 226 | 309 | 355 | 466 | 331 | 2 | 92,9% | 93,8% | -0,9% | BC |
| BH | 2.035 | 2.029 | 6 | 0 | 202 | 7 | 32 | 1.827 | 79 | 136 | 162 | 214 | 290 | 344 | 394 | 208 | 0 | 90,0% | 89,1% | 0,9% | BH |
| BN | 1.000 | 994 | 6 | 0 | 69 | 1 | 9 | 925 | 42 | 51 | 81 | 105 | 130 | 181 | 226 | 109 | 0 | 93,1% | 90,3% | 2,8% | BN |
| BR | 940 | 933 | 7 | 1 | 59 | 2 | 11 | 873 | 32 | 48 | 79 | 100 | 134 | 191 | 187 | 102 | 0 | 93,6% | 94,9% | -1,3% | BR |
| BT | 1.586 | 1.573 | 13 | 0 | 222 | 10 | 35 | 1.351 | 66 | 108 | 125 | 145 | 217 | 276 | 263 | 151 | 0 | 85,9% | 87,5% | -1,7% | BT |
| BV | 1.832 | 1.825 | 7 | 0 | 146 | 5 | 24 | 1.679 | 57 | 89 | 127 | 156 | 254 | 355 | 424 | 217 | 0 | 92,0% | 93,9% | -1,9% | BV |
| BZ | 1.501 | 1.475 | 26 | 0 | 182 | 2 | 37 | 1.293 | 72 | 76 | 131 | 156 | 183 | 241 | 271 | 161 | 2 | 87,7% | 92,3% | -4,7% | BZ |
| CJ | 2.517 | 2.509 | 8 | 2 | 128 | 3 | 27 | 2.379 | 58 | 105 | 143 | 229 | 307 | 487 | 659 | 387 | 4 | 94,8% | 95,8% | -1,0% | CJ |
| CL | 716 | 710 | 6 | 1 | 146 | 4 | 25 | 563 | 28 | 66 | 89 | 87 | 89 | 96 | 80 | 28 | 0 | 79,3% | 82,6% | -3,3% | CL |
| CS | 773 | 755 | 18 | 2 | 131 | 5 | 29 | 622 | 39 | 69 | 85 | 99 | 100 | 102 | 98 | 30 | 0 | 82,4% | 86,6% | -4,2% | CS |
| CT | 2.186 | 2.171 | 15 | 0 | 176 | 4 | 27 | 1.995 | 64 | 101 | 173 | 231 | 284 | 365 | 503 | 273 | 1 | 91,9% | 93,0% | -1,1% | CT |
| CV | 651 | 650 | 1 | 0 | 49 | 1 | 6 | 601 | 29 | 36 | 65 | 67 | 110 | 150 | 115 | 29 | 0 | 92,5% | 97,3% | -4,8% | CV |
| DB | 1.786 | 1.759 | 27 | 0 | 347 | 10 | 51 | 1.412 | 87 | 125 | 149 | 171 | 200 | 229 | 303 | 147 | 1 | 80,3% | 84,8% | -4,6% | DB |
| DJ | 2.151 | 2.139 | 12 | 0 | 206 | 4 | 27 | 1.933 | 57 | 109 | 170 | 220 | 307 | 374 | 449 | 247 | 0 | 90,4% | 91,5% | -1,1% | DJ |
| GJ | 1.157 | 1.144 | 13 | 0 | 109 | 1 | 12 | 1.035 | 37 | 75 | 90 | 123 | 188 | 196 | 214 | 111 | 1 | 90,5% | 87,7% | 2,8% | GJ |
| GL | 1.768 | 1.759 | 9 | 0 | 117 | 3 | 19 | 1.642 | 41 | 86 | 155 | 163 | 234 | 304 | 403 | 254 | 2 | 93,3% | 96,0% | -2,6% | GL |
| GR | 529 | 526 | 3 | 0 | 134 | 3 | 25 | 392 | 39 | 66 | 62 | 61 | 57 | 59 | 35 | 13 | 0 | 74,5% | 75,4% | -0,9% | GR |
| HD | 1.270 | 1.260 | 10 | 1 | 166 | 7 | 28 | 1.093 | 59 | 92 | 146 | 143 | 190 | 185 | 206 | 70 | 2 | 86,7% | 87,7% | -0,9% | HD |
| HR | 965 | 952 | 13 | 0 | 121 | 2 | 7 | 831 | 30 | 57 | 73 | 118 | 174 | 207 | 143 | 29 | 0 | 87,3% | 90,4% | -3,1% | HR |
| IF | 655 | 636 | 19 | 0 | 162 | 5 | 20 | 474 | 55 | 55 | 80 | 76 | 74 | 64 | 52 | 18 | 0 | 74,5% | 74,0% | 0,5% | IF |
| IL | 891 | 865 | 26 | 0 | 166 | 5 | 28 | 699 | 42 | 59 | 81 | 89 | 103 | 121 | 137 | 67 | 0 | 80,8% | 86,9% | -6,1% | IL |
| IS | 2.419 | 2.405 | 14 | 1 | 110 | 3 | 21 | 2.294 | 63 | 87 | 116 | 179 | 286 | 439 | 677 | 445 | 2 | 95,4% | 95,3% | 0,1% | IS |
| MH | 710 | 689 | 21 | 1 | 140 | 0 | 14 | 548 | 29 | 43 | 75 | 70 | 87 | 87 | 103 | 54 | 0 | 79,5% | 77,0% | 2,5% | MH |
| MM | 1.627 | 1.617 | 10 | 1 | 271 | 7 | 33 | 1.345 | 85 | 114 | 147 | 164 | 206 | 254 | 238 | 137 | 0 | 83,2% | 86,4% | -3,2% | MM |
| MS | 1.744 | 1.733 | 11 | 0 | 224 | 3 | 28 | 1.509 | 59 | 106 | 168 | 205 | 253 | 293 | 278 | 146 | 1 | 87,1% | 89,1% | -2,0% | MS |
| NT | 1.428 | 1.422 | 6 | 0 | 124 | 3 | 24 | 1.298 | 49 | 56 | 104 | 120 | 199 | 258 | 291 | 221 | 0 | 91,3% | 94,3% | -3,1% | NT |
| OT | 1.388 | 1.369 | 19 | 0 | 281 | 6 | 31 | 1.088 | 71 | 108 | 139 | 140 | 168 | 192 | 187 | 82 | 1 | 79,5% | 84,7% | -5,2% | OT |
| PH | 2.534 | 2.518 | 16 | 1 | 254 | 11 | 43 | 2.263 | 86 | 156 | 197 | 244 | 307 | 407 | 532 | 333 | 1 | 89,9% | 92,6% | -2,8% | PH |
| SB | 1.126 | 1.115 | 11 | 0 | 84 | 3 | 13 | 1.031 | 28 | 32 | 53 | 116 | 169 | 234 | 258 | 140 | 1 | 92,5% | 94,5% | -2,0% | SB |
| SJ | 743 | 739 | 4 | 0 | 122 | 5 | 9 | 617 | 30 | 38 | 53 | 66 | 105 | 111 | 147 | 67 | 0 | 83,5% | 87,8% | -4,3% | SJ |
| SM | 991 | 990 | 1 | 1 | 70 | 0 | 14 | 919 | 31 | 55 | 90 | 115 | 178 | 209 | 170 | 71 | 0 | 92,8% | 93,5% | -0,7% | SM |
| SV | 2.509 | 2.475 | 34 | 0 | 238 | 9 | 37 | 2.237 | 83 | 159 | 209 | 258 | 329 | 417 | 511 | 270 | 1 | 90,4% | 92,8% | -2,4% | SV |
| TL | 565 | 554 | 11 | 0 | 69 | 2 | 8 | 485 | 27 | 21 | 38 | 59 | 80 | 107 | 107 | 46 | 0 | 87,5% | 87,6% | -0,1% | TL |
| TM | 2.228 | 2.205 | 23 | 0 | 264 | 9 | 39 | 1.941 | 71 | 142 | 189 | 229 | 302 | 391 | 425 | 192 | 0 | 88,0% | 89,7% | -1,7% | TM |
| TR | 1.119 | 1.091 | 28 | 2 | 243 | 9 | 37 | 846 | 50 | 88 | 109 | 126 | 129 | 131 | 139 | 74 | 0 | 77,5% | 78,1% | -0,5% | TR |
| VL | 1.271 | 1.247 | 24 | 0 | 198 | 9 | 22 | 1.049 | 41 | 74 | 98 | 121 | 153 | 203 | 212 | 147 | 0 | 84,1% | 90,5% | -6,4% | VL |
| VN | 1.004 | 991 | 13 | 0 | 130 | 3 | 16 | 861 | 44 | 49 | 69 | 88 | 107 | 155 | 200 | 147 | 2 | 86,9% | 89,7% | -2,9% | VN |
| VS | 1.431 | 1.414 | 17 | 2 | 178 | 3 | 21 | 1.234 | 59 | 105 | 107 | 137 | 175 | 204 | 306 | 141 | 0 | 87,3% | 86,8% | 0,5% | VS |
| TOTAL | 69.175 | 68.554 | 621 | 21 | 7.451 | 203 | 1.113 | 61.082 | 2.475 | 3.976 | 5.515 | 6.940 | 9.180 | 11.566 | 13.584 | 7.809 | 37 | 89,1% | 90,7% | -1,6% | TOTAL |

* Pentru 2026 datele sunt înainte de contestații. Pentru 2025 datele sunt după contestații.

Rezultate bacalaureat - SINTEZĂ SESIUNEA I (candidați din promoția curentă) Filiera Tehnologică 2026

| Județ | Candidați înscrși | Candidați prezenți | Candidați neprezenți | Candidați eliminați din examen | Candidați respinși total | Candidați respinși cu media 5-5.49 | Candidați respinși cu media 5,5-5.98 | Candidați reușiți | Candidați cu media 6-6,49 | Candidați cu media 6,5-6,99 | Candidați cu media 7-7,49 | Candidați cu media 7,5-7,99 | Candidați cu media 8-8,49 | Candidați cu media 8,5-8,99 | Candidați cu media 9-9,49 | Candidați cu media 9,5-9,99 | Candidați cu media 10 | Rată de promovare 2026 | Rată de promovare 2025 | Variație procente 2026-2025 | Județ |
|--------------|-------------------|--------------------|----------------------|--------------------------------|--------------------------|------------------------------------|--------------------------------------|-------------------|---------------------------|-----------------------------|---------------------------|-----------------------------|---------------------------|-----------------------------|---------------------------|-----------------------------|-----------------------|------------------------|------------------------|-----------------------------|--------------|
| AB | 511 | 474 | 37 | 2 | 142 | 4 | 12 | 330 | 28 | 46 | 51 | 53 | 67 | 52 | 27 | 6 | 0 | 69,6% | 58,5% | 11,1% | AB |
| AG | 1.118 | 1.071 | 47 | 0 | 391 | 5 | 29 | 680 | 82 | 123 | 133 | 116 | 113 | 72 | 35 | 6 | 0 | 63,5% | 63,4% | 0,1% | AG |
| AR | 769 | 692 | 77 | 2 | 377 | 4 | 25 | 313 | 44 | 70 | 65 | 58 | 49 | 18 | 8 | 1 | 0 | 45,2% | 53,9% | -8,7% | AR |
| B | 4.161 | 4.031 | 130 | 1 | 1.424 | 26 | 128 | 2.606 | 271 | 403 | 440 | 410 | 412 | 332 | 269 | 69 | 0 | 64,6% | 65,3% | -0,7% | B |
| BC | 912 | 878 | 34 | 1 | 355 | 5 | 38 | 522 | 74 | 126 | 102 | 77 | 67 | 46 | 27 | 3 | 0 | 59,5% | 68,6% | -9,1% | BC |
| BH | 747 | 730 | 17 | 0 | 248 | 6 | 32 | 482 | 53 | 108 | 109 | 83 | 56 | 53 | 16 | 4 | 0 | 66,0% | 67,7% | -1,7% | BH |
| BN | 558 | 524 | 34 | 1 | 241 | 5 | 28 | 282 | 48 | 39 | 47 | 53 | 47 | 17 | 20 | 11 | 0 | 53,8% | 55,6% | -1,8% | BN |
| BR | 314 | 297 | 17 | 0 | 121 | 1 | 15 | 176 | 36 | 39 | 39 | 33 | 17 | 4 | 8 | 0 | 0 | 59,3% | 65,3% | -6,1% | BR |
| BT | 480 | 443 | 37 | 2 | 216 | 7 | 19 | 225 | 30 | 41 | 38 | 38 | 36 | 20 | 18 | 4 | 0 | 50,8% | 51,5% | -0,7% | BT |
| BV | 975 | 956 | 19 | 1 | 232 | 6 | 25 | 723 | 95 | 126 | 144 | 143 | 119 | 71 | 23 | 2 | 0 | 75,6% | 72,3% | 3,3% | BV |
| BZ | 578 | 556 | 22 | 0 | 212 | 1 | 18 | 344 | 30 | 61 | 60 | 70 | 47 | 51 | 25 | 0 | 0 | 61,9% | 61,8% | 0,1% | BZ |
| CJ | 948 | 928 | 20 | 0 | 199 | 4 | 41 | 729 | 73 | 112 | 120 | 134 | 107 | 116 | 59 | 8 | 0 | 78,6% | 74,6% | 3,9% | CJ |
| CL | 233 | 220 | 13 | 1 | 146 | 2 | 13 | 73 | 13 | 18 | 20 | 7 | 11 | 1 | 3 | 0 | 0 | 33,2% | 34,2% | -1,0% | CL |
| CS | 236 | 181 | 55 | 0 | 127 | 1 | 12 | 54 | 8 | 9 | 11 | 14 | 8 | 4 | 0 | 0 | 0 | 29,8% | 33,9% | -4,1% | CS |
| CT | 1.746 | 1.669 | 77 | 0 | 642 | 9 | 71 | 1.027 | 131 | 188 | 202 | 183 | 158 | 109 | 45 | 11 | 0 | 61,5% | 63,7% | -2,1% | CT |
| CV | 203 | 196 | 7 | 0 | 128 | 0 | 10 | 68 | 15 | 19 | 19 | 9 | 6 | 0 | 0 | 0 | 0 | 34,7% | 37,5% | -2,9% | CV |
| DB | 526 | 465 | 61 | 1 | 261 | 1 | 12 | 203 | 38 | 40 | 36 | 32 | 27 | 22 | 7 | 1 | 0 | 43,7% | 45,5% | -1,9% | DB |
| DJ | 868 | 742 | 126 | 0 | 446 | 4 | 32 | 296 | 68 | 68 | 59 | 41 | 31 | 26 | 3 | 0 | 0 | 39,9% | 38,9% | 1,0% | DJ |
| GJ | 729 | 661 | 68 | 1 | 271 | 3 | 20 | 389 | 44 | 68 | 82 | 66 | 67 | 39 | 20 | 3 | 0 | 58,9% | 42,8% | 16,0% | GJ |
| GL | 917 | 868 | 49 | 0 | 333 | 7 | 64 | 535 | 91 | 138 | 93 | 87 | 70 | 42 | 13 | 1 | 0 | 61,6% | 70,0% | -8,4% | GL |
| GR | 209 | 201 | 8 | 0 | 90 | 0 | 5 | 111 | 16 | 25 | 11 | 26 | 10 | 18 | 5 | 0 | 0 | 55,2% | 60,0% | -4,8% | GR |
| HD | 495 | 446 | 49 | 0 | 221 | 4 | 24 | 225 | 43 | 48 | 37 | 31 | 36 | 19 | 11 | 0 | 0 | 50,4% | 49,7% | 0,7% | HD |
| HR | 722 | 699 | 23 | 0 | 297 | 2 | 28 | 402 | 61 | 89 | 98 | 81 | 45 | 23 | 5 | 0 | 0 | 57,5% | 51,4% | 6,1% | HR |
| IF | 253 | 230 | 23 | 0 | 138 | 4 | 7 | 92 | 16 | 23 | 20 | 12 | 6 | 10 | 3 | 2 | 0 | 40,0% | 41,6% | -1,6% | IF |
| IL | 367 | 326 | 41 | 0 | 210 | 2 | 18 | 116 | 33 | 27 | 16 | 20 | 13 | 6 | 1 | 0 | 0 | 35,6% | 39,1% | -3,5% | IL |
| IS | 1.970 | 1.887 | 83 | 0 | 550 | 8 | 69 | 1.337 | 150 | 211 | 247 | 249 | 238 | 151 | 79 | 11 | 1 | 70,9% | 73,9% | -3,1% | IS |
| MH | 352 | 294 | 58 | 0 | 196 | 2 | 11 | 98 | 12 | 35 | 17 | 15 | 7 | 6 | 6 | 0 | 0 | 33,3% | 33,5% | -0,2% | MH |
| MM | 740 | 709 | 31 | 3 | 266 | 5 | 15 | 440 | 40 | 72 | 78 | 77 | 79 | 55 | 31 | 8 | 0 | 62,1% | 69,3% | -7,3% | MM |
| MS | 753 | 723 | 30 | 0 | 314 | 4 | 26 | 409 | 61 | 78 | 86 | 83 | 59 | 33 | 7 | 2 | 0 | 56,6% | 60,8% | -4,2% | MS |
| NT | 982 | 948 | 34 | 0 | 373 | 10 | 41 | 575 | 60 | 122 | 95 | 101 | 93 | 62 | 36 | 6 | 0 | 60,7% | 61,9% | -1,3% | NT |
| OT | 482 | 432 | 50 | 0 | 243 | 1 | 12 | 189 | 26 | 41 | 35 | 37 | 24 | 20 | 5 | 1 | 0 | 43,8% | 39,1% | 4,7% | OT |
| PH | 1.904 | 1.849 | 55 | 0 | 645 | 15 | 63 | 1.204 | 123 | 194 | 193 | 230 | 197 | 163 | 79 | 25 | 0 | 65,1% | 61,6% | 3,6% | PH |
| SB | 864 | 840 | 24 | 0 | 259 | 4 | 34 | 581 | 63 | 82 | 89 | 117 | 106 | 74 | 42 | 8 | 0 | 69,2% | 72,8% | -3,7% | SB |
| SJ | 378 | 359 | 19 | 0 | 201 | 2 | 17 | 158 | 23 | 26 | 23 | 27 | 26 | 18 | 8 | 7 | 0 | 44,0% | 52,1% | -8,1% | SJ |
| SM | 440 | 428 | 12 | 0 | 182 | 2 | 22 | 246 | 43 | 48 | 51 | 48 | 31 | 18 | 7 | 0 | 0 | 57,5% | 60,5% | -3,1% | SM |
| SV | 1.542 | 1.448 | 94 | 0 | 595 | 9 | 53 | 853 | 111 | 147 | 154 | 158 | 100 | 116 | 54 | 13 | 0 | 58,9% | 61,8% | -2,9% | SV |
| TL | 432 | 401 | 31 | 1 | 173 | 0 | 19 | 227 | 39 | 50 | 37 | 48 | 30 | 15 | 8 | 0 | 0 | 56,6% | 56,4% | 0,2% | TL |
| TM | 1.261 | 1.187 | 74 | 0 | 517 | 12 | 51 | 670 | 92 | 143 | 121 | 110 | 95 | 76 | 29 | 4 | 0 | 56,4% | 52,9% | 3,5% | TM |
| TR | 254 | 200 | 54 | 0 | 155 | 0 | 4 | 45 | 10 | 7 | 16 | 9 | 1 | 1 | 1 | 0 | 0 | 22,5% | 20,0% | 2,5% | TR |
| VL | 598 | 573 | 25 | 0 | 276 | 4 | 27 | 297 | 47 | 68 | 62 | 53 | 31 | 29 | 7 | 0 | 0 | 51,8% | 52,6% | -0,8% | VL |
| VN | 681 | 634 | 47 | 0 | 264 | 2 | 20 | 370 | 28 | 45 | 61 | 65 | 71 | 61 | 29 | 10 | 0 | 58,4% | 62,0% | -3,6% | VN |
| VS | 692 | 633 | 59 | 0 | 352 | 5 | 33 | 281 | 50 | 59 | 58 | 49 | 40 | 15 | 7 | 3 | 0 | 44,4% | 49,0% | -4,6% | VS |
| TOTAL | 33.900 | 32.029 | 1.871 | 17 | 13.029 | 198 | 1.243 | 18.983 | 2.419 | 3.482 | 3.475 | 3.353 | 2.853 | 2.084 | 1.086 | 230 | 1 | 59,3% | 59,7% | -0,4% | TOTAL |

* Pentru 2026 datele sunt înainte de contestații. Pentru 2025 datele sunt după contestații.

Rezultate bacalaureat - SINTEZĂ SESIUNEA I (candidați din promoția curentă) Filiera Vocațională 2026

| Județ | Candidați înscrși | Candidați prezenți | Candidați neprezenți | Candidați eliminați din examen | Candidați respinși total | Candidați respinși cu media 5-5.49 | Candidați respinși cu media 5,5-5.98 | Candidați reușiți | Candidați cu media 6-6,49 | Candidați cu media 6,5-6,99 | Candidați cu media 7-7,49 | Candidați cu media 7,5-7,99 | Candidați cu media 8-8,49 | Candidați cu media 8,5-8,99 | Candidați cu media 9-9,49 | Candidați cu media 9,5-9,99 | Candidați cu media 10 | Rată de promovare 2026 | Rată de promovare 2025 | Variație procente 2026-2025 | Județ |
|--------------|-------------------|--------------------|----------------------|--------------------------------|--------------------------|------------------------------------|--------------------------------------|-------------------|---------------------------|-----------------------------|---------------------------|-----------------------------|---------------------------|-----------------------------|---------------------------|-----------------------------|-----------------------|------------------------|------------------------|-----------------------------|--------------|
| AB | 376 | 374 | 2 | 1 | 38 | 2 | 8 | 335 | 18 | 34 | 35 | 34 | 52 | 76 | 62 | 24 | 0 | 89,6% | 92,5% | -2,9% | AB |
| AG | 430 | 422 | 8 | 0 | 106 | 3 | 15 | 316 | 35 | 45 | 52 | 48 | 36 | 47 | 39 | 14 | 0 | 74,9% | 82,0% | -7,1% | AG |
| AR | 274 | 271 | 3 | 0 | 44 | 1 | 9 | 227 | 25 | 27 | 27 | 31 | 27 | 32 | 37 | 20 | 1 | 83,8% | 88,2% | -4,4% | AR |
| B | 1.298 | 1.273 | 25 | 1 | 293 | 8 | 44 | 979 | 90 | 125 | 149 | 143 | 148 | 149 | 139 | 36 | 0 | 76,9% | 80,9% | -4,0% | B |
| BC | 357 | 351 | 6 | 0 | 66 | 5 | 9 | 285 | 32 | 23 | 50 | 41 | 29 | 48 | 45 | 17 | 0 | 81,2% | 89,3% | -8,1% | BC |
| BH | 400 | 400 | 0 | 1 | 48 | 2 | 10 | 351 | 30 | 33 | 39 | 47 | 56 | 65 | 71 | 10 | 0 | 87,8% | 87,5% | 0,2% | BH |
| BN | 272 | 271 | 1 | 1 | 60 | 2 | 12 | 210 | 27 | 21 | 41 | 41 | 25 | 24 | 25 | 6 | 0 | 77,5% | 77,9% | -0,4% | BN |
| BR | 233 | 230 | 3 | 0 | 36 | 0 | 7 | 194 | 16 | 25 | 32 | 37 | 26 | 25 | 27 | 6 | 0 | 84,3% | 84,5% | -0,1% | BR |
| BT | 234 | 229 | 5 | 0 | 50 | 2 | 13 | 179 | 15 | 25 | 16 | 23 | 32 | 26 | 27 | 15 | 0 | 78,2% | 74,7% | 3,5% | BT |
| BV | 311 | 309 | 2 | 0 | 48 | 4 | 12 | 261 | 18 | 32 | 47 | 34 | 36 | 45 | 34 | 15 | 0 | 84,5% | 83,0% | 1,5% | BV |
| BZ | 301 | 294 | 7 | 0 | 85 | 3 | 14 | 209 | 28 | 27 | 30 | 27 | 25 | 23 | 34 | 15 | 0 | 71,1% | 69,8% | 1,3% | BZ |
| CJ | 552 | 545 | 7 | 0 | 72 | 2 | 17 | 473 | 27 | 61 | 59 | 63 | 88 | 83 | 73 | 19 | 0 | 86,8% | 88,7% | -1,9% | CJ |
| CL | 84 | 83 | 1 | 0 | 28 | 2 | 1 | 55 | 13 | 10 | 11 | 6 | 6 | 5 | 3 | 1 | 0 | 66,3% | 78,0% | -11,7% | CL |
| CS | 127 | 124 | 3 | 0 | 28 | 1 | 6 | 96 | 14 | 13 | 16 | 16 | 15 | 7 | 8 | 7 | 0 | 77,4% | 79,4% | -2,0% | CS |
| CT | 533 | 524 | 9 | 0 | 104 | 1 | 15 | 420 | 29 | 42 | 55 | 65 | 62 | 77 | 57 | 33 | 0 | 80,2% | 81,4% | -1,2% | CT |
| CV | 224 | 223 | 1 | 0 | 48 | 1 | 8 | 175 | 15 | 26 | 32 | 40 | 24 | 26 | 12 | 0 | 0 | 78,5% | 85,0% | -6,6% | CV |
| DB | 265 | 260 | 5 | 0 | 67 | 2 | 11 | 193 | 17 | 14 | 22 | 22 | 21 | 30 | 38 | 28 | 1 | 74,2% | 65,9% | 8,3% | DB |
| DJ | 485 | 482 | 3 | 1 | 72 | 1 | 12 | 409 | 27 | 35 | 39 | 50 | 54 | 57 | 106 | 39 | 2 | 84,9% | 86,0% | -1,2% | DJ |
| GJ | 272 | 266 | 6 | 0 | 74 | 2 | 9 | 192 | 21 | 29 | 34 | 33 | 24 | 17 | 22 | 12 | 0 | 72,2% | 62,6% | 9,6% | GJ |
| GL | 248 | 248 | 0 | 0 | 52 | 0 | 8 | 196 | 21 | 28 | 35 | 23 | 27 | 26 | 23 | 13 | 0 | 79,0% | 85,8% | -6,8% | GL |
| GR | 52 | 51 | 1 | 0 | 16 | 1 | 1 | 35 | 4 | 4 | 8 | 3 | 5 | 6 | 3 | 2 | 0 | 68,6% | 82,8% | -14,1% | GR |
| HD | 245 | 243 | 2 | 0 | 41 | 0 | 9 | 202 | 10 | 21 | 29 | 25 | 28 | 36 | 39 | 14 | 0 | 83,1% | 88,9% | -5,8% | HD |
| HR | 356 | 355 | 1 | 0 | 67 | 0 | 8 | 288 | 29 | 34 | 51 | 53 | 58 | 39 | 23 | 1 | 0 | 81,1% | 76,9% | 4,2% | HR |
| IF | 146 | 140 | 6 | 0 | 68 | 1 | 12 | 72 | 13 | 16 | 11 | 9 | 8 | 8 | 7 | 0 | 0 | 51,4% | 67,3% | -15,9% | IF |
| IL | 128 | 128 | 0 | 0 | 41 | 0 | 2 | 87 | 7 | 6 | 13 | 13 | 16 | 13 | 15 | 4 | 0 | 68,0% | 80,5% | -12,5% | IL |
| IS | 469 | 467 | 2 | 0 | 62 | 0 | 15 | 405 | 32 | 36 | 54 | 55 | 59 | 90 | 50 | 29 | 0 | 86,7% | 86,1% | 0,6% | IS |
| MH | 180 | 178 | 2 | 0 | 54 | 2 | 3 | 124 | 12 | 18 | 17 | 12 | 12 | 21 | 22 | 10 | 0 | 69,7% | 86,3% | -16,6% | MH |
| MM | 375 | 371 | 4 | 1 | 66 | 6 | 10 | 304 | 27 | 37 | 48 | 48 | 61 | 44 | 33 | 6 | 0 | 81,9% | 80,3% | 1,7% | MM |
| MS | 335 | 335 | 0 | 0 | 40 | 3 | 7 | 295 | 19 | 54 | 35 | 44 | 57 | 46 | 28 | 12 | 0 | 88,1% | 85,5% | 2,6% | MS |
| NT | 421 | 410 | 11 | 0 | 115 | 4 | 16 | 295 | 28 | 43 | 44 | 43 | 46 | 49 | 30 | 12 | 0 | 72,0% | 81,4% | -9,4% | NT |
| OT | 139 | 134 | 5 | 0 | 37 | 0 | 5 | 97 | 14 | 11 | 10 | 18 | 12 | 13 | 11 | 8 | 0 | 72,4% | 69,6% | 2,8% | OT |
| PH | 346 | 346 | 0 | 0 | 23 | 1 | 3 | 323 | 7 | 15 | 24 | 28 | 58 | 58 | 89 | 44 | 0 | 93,4% | 93,2% | 0,2% | PH |
| SB | 253 | 253 | 0 | 0 | 30 | 0 | 6 | 223 | 14 | 15 | 37 | 28 | 51 | 31 | 38 | 9 | 0 | 88,1% | 96,6% | -8,4% | SB |
| SJ | 172 | 172 | 0 | 0 | 24 | 0 | 4 | 148 | 13 | 21 | 15 | 22 | 31 | 19 | 19 | 8 | 0 | 86,0% | 88,5% | -2,4% | SJ |
| SM | 256 | 254 | 2 | 1 | 44 | 2 | 11 | 209 | 30 | 28 | 37 | 36 | 36 | 20 | 17 | 5 | 0 | 82,3% | 80,6% | 1,7% | SM |
| SV | 476 | 471 | 5 | 1 | 79 | 2 | 16 | 391 | 18 | 32 | 36 | 46 | 45 | 69 | 85 | 59 | 1 | 83,0% | 87,0% | -4,0% | SV |
| TL | 118 | 115 | 3 | 0 | 31 | 2 | 2 | 84 | 6 | 14 | 11 | 14 | 10 | 10 | 12 | 7 | 0 | 73,0% | 76,7% | -3,7% | TL |
| TM | 390 | 386 | 4 | 0 | 96 | 6 | 23 | 290 | 26 | 49 | 48 | 37 | 47 | 37 | 37 | 8 | 1 | 75,1% | 78,2% | -3,0% | TM |
| TR | 88 | 85 | 3 | 0 | 26 | 0 | 3 | 59 | 7 | 3 | 6 | 7 | 6 | 13 | 12 | 5 | 0 | 69,4% | 93,8% | -24,3% | TR |
| VL | 195 | 195 | 0 | 0 | 39 | 0 | 9 | 156 | 7 | 18 | 14 | 24 | 17 | 22 | 34 | 20 | 0 | 80,0% | 94,2% | -14,2% | VL |
| VN | 246 | 245 | 1 | 0 | 35 | 1 | 7 | 210 | 20 | 19 | 36 | 30 | 31 | 39 | 23 | 12 | 0 | 85,7% | 87,6% | -1,9% | VN |
| VS | 209 | 200 | 9 | 0 | 54 | 2 | 12 | 146 | 21 | 19 | 18 | 16 | 17 | 26 | 24 | 5 | 0 | 73,0% | 74,4% | -1,4% | VS |
| TOTAL | 12.871 | 12.713 | 158 | 8 | 2.507 | 77 | 424 | 10.198 | 882 | 1.188 | 1.423 | 1.435 | 1.524 | 1.597 | 1.533 | 610 | 6 | 80,2% | 82,7% | -2,4% | TOTAL |

* Pentru 2026 datele sunt înainte de contestații. Pentru 2025 datele sunt după contestații.

| Rezultate bacalaureat - SINTEZĂ AN - Medii și rată de promovare | | | | | | | | | | | | | | | | | | |
|---|-------------------|--------------------|----------------------|--------------------------------|--------------------------|------------------------------------|--------------------------------------|-------------------|---------------------------|-----------------------------|---------------------------|-----------------------------|---------------------------|-----------------------------|---------------------------|-----------------------------|-----------------------|-------------------|
| An | Candidați înscrși | Candidați prezenți | Candidați neprezenți | Candidați eliminați din examen | Candidați respinși total | Candidați respinși cu media 5-5.49 | Candidați respinși cu media 5,5-5.98 | Candidați reușiți | Candidați cu media 6-6,49 | Candidați cu media 6,5-6,99 | Candidați cu media 7-7,49 | Candidați cu media 7,5-7,99 | Candidați cu media 8-8,49 | Candidați cu media 8,5-8,99 | Candidați cu media 9-9,49 | Candidați cu media 9,5-9,99 | Candidați cu media 10 | Rată de promovare |
| Rezultate bacalaureat - PRIMA SESIUNE - SINTEZĂ AN - Medii și rată de promovare | | | | | | | | | | | | | | | | | | |
| 2004 | 173.787 | 169.194 | 4.571 | 71 | 25.996 | 66 | 1.200 | 143.127 | 6.084 | 12.869 | 18.725 | 22.544 | 24.383 | 24.587 | 22.881 | 10.962 | 92 | 84,59% |
| 2005 | 179.876 | 176.478 | 3.358 | 101 | 26.939 | 76 | 1.073 | 149.438 | 5.650 | 12.176 | 18.642 | 23.313 | 25.427 | 26.274 | 25.199 | 12.683 | 74 | 84,68% |
| 2006 | 191.369 | 187.295 | 4.051 | 102 | 36.466 | 88 | 1.366 | 150.727 | 6.557 | 13.199 | 20.293 | 23.706 | 25.206 | 24.901 | 23.343 | 13.445 | 77 | 80,48% |
| 2007 | 198.965 | 194.590 | 4.308 | 201 | 34.665 | 81 | 1.407 | 159.724 | 6.619 | 12.713 | 19.195 | 23.951 | 26.720 | 27.869 | 27.981 | 14.625 | 51 | 82,08% |
| 2008 | 225.877 | 220.760 | 5.116 | 268 | 47.644 | 72 | 1.078 | 172.848 | 5.418 | 11.010 | 18.657 | 25.281 | 30.186 | 32.677 | 32.446 | 17.082 | 91 | 78,30% |
| 2009 | 213.389 | 208.455 | 4.934 | 319 | 38.315 | 63 | 1.024 | 169.821 | 5.263 | 11.346 | 19.774 | 25.719 | 28.556 | 30.326 | 30.541 | 18.171 | 125 | 81,47% |
| 2010 | 210.089 | 202.558 | 7.531 | 244 | 61.947 | 3.543 | 11.775 | 140.367 | 18.862 | 19.844 | 21.212 | 21.012 | 20.034 | 18.197 | 14.533 | 6.535 | 138 | 69,30% |
| 2011 | 212.763 | 204.103 | 8.660 | 895 | 109.877 | 4.134 | 12.555 | 93.331 | 15.561 | 14.512 | 14.636 | 13.720 | 12.819 | 10.923 | 8.018 | 3.075 | 67 | 45,73% |
| 2012 | 200.187 | 186.992 | 13.195 | 373 | 103.570 | 3.154 | 10.472 | 83.049 | 13.717 | 12.442 | 12.226 | 11.630 | 11.169 | 10.027 | 8.245 | 3.526 | 67 | 44,41% |
| 2013 | 188.842 | 175.513 | 13.329 | 320 | 76.133 | 3.698 | 12.442 | 99.060 | 15.928 | 14.208 | 13.777 | 13.246 | 13.145 | 12.366 | 10.867 | 5.397 | 126 | 56,44% |
| 2014 | 161.682 | 151.314 | 10.368 | 275 | 59.268 | 3.174 | 7.726 | 91.771 | 13.136 | 12.250 | 12.602 | 12.574 | 12.996 | 12.352 | 10.635 | 5.118 | 108 | 60,65% |
| 2015 | 168.939 | 159.717 | 9.222 | 519 | 50.848 | 2.856 | 7.126 | 108.350 | 13.094 | 12.968 | 13.926 | 14.822 | 15.514 | 16.010 | 14.895 | 7.040 | 81 | 67,84% |
| 2016 | 137.338 | 129.395 | 7.943 | 191 | 41.037 | 2.270 | 6.155 | 88.167 | 10.488 | 10.464 | 10.909 | 11.638 | 12.531 | 12.794 | 12.735 | 6.530 | 78 | 68,14% |
| 2017 | 135.513 | 128.510 | 7.003 | 177 | 34.691 | 1.759 | 4.996 | 93.642 | 10.023 | 9.681 | 10.915 | 12.281 | 13.888 | 14.521 | 14.449 | 7.758 | 126 | 72,87% |
| 2018 | 136.864 | 123.620 | 13.244 | 117 | 37.340 | 1.753 | 4.536 | 86.163 | 9.139 | 9.533 | 10.767 | 11.521 | 12.782 | 12.816 | 12.875 | 6.598 | 132 | 69,70% |
| 2019 | 136.091 | 129.168 | 6.923 | 84 | 39.868 | 2.189 | 5.262 | 89.216 | 10.577 | 9.583 | 10.638 | 10.980 | 12.381 | 13.189 | 13.695 | 7.949 | 224 | 69,07% |
| 2020 | 155.650 | 147.929 | 7.721 | 267 | 52.192 | 2.326 | 5.674 | 95.470 | 10.883 | 9.536 | 9.899 | 11.054 | 13.269 | 14.657 | 16.051 | 9.814 | 307 | 64,54% |
| 2021 | 133.664 | 127.001 | 6.663 | 146 | 38.264 | 1.731 | 4.968 | 88.591 | 9.941 | 9.497 | 10.297 | 11.022 | 12.492 | 13.702 | 14.285 | 7.209 | 146 | 69,76% |
| 2022 | 126.453 | 121.473 | 4.980 | 105 | 30.036 | 1.684 | 4.719 | 91.332 | 9.764 | 9.495 | 10.382 | 10.792 | 12.408 | 13.704 | 15.358 | 9.207 | 222 | 75,19% |
| 2023 | 130.522 | 125.352 | 5.170 | 70 | 31.278 | 2.004 | 5.446 | 94.004 | 10.929 | 10.363 | 11.216 | 12.099 | 14.059 | 14.840 | 14.554 | 5.868 | 76 | 74,99% |
| 2024 | 134.415 | 130.040 | 4.374 | 103 | 28.206 | 1.038 | 3.850 | 101.731 | 8.946 | 9.485 | 10.647 | 12.191 | 14.308 | 16.401 | 18.855 | 10.840 | 58 | 78,23% |
| 2025 | 107.961 | 104.766 | 3.195 | 64 | 24.603 | 855 | 3.510 | 80.099 | 8.005 | 8.169 | 9.050 | 9.615 | 11.128 | 12.374 | 14.005 | 7.721 | 32 | 76,46% |
| 2026 | 130.854 | 126.169 | 4.685 | 67 | 31.757 | 985 | 4.889 | 94.345 | 8.102 | 9.723 | 10.797 | 11.886 | 13.635 | 15.289 | 16.217 | 8.652 | 44 | 74,78% |
| TOTAL | 3.791.090 | 3.630.392 | 160.544 | 5.079 | 1.060.940 | 39.599 | 123.249 | 2.564.373 | 232.686 | 265.066 | 319.182 | 356.597 | 389.036 | 400.796 | 392.663 | 205.805 | 2.542 | 70,64% |

* Pentru 2026 datele sunt înainte de contestații. Pentru anii anteriori datele sunt după contestații.

| Rezultate bacalaureat - SINTEZĂ AN - Medii și rată de rată de promovare (promoții curente) | | | | | | | | | | | | | | | | | | |
|---|-------------------|--------------------|----------------------|--------------------------------|--------------------------|------------------------------------|--------------------------------------|-------------------|---------------------------|-----------------------------|---------------------------|-----------------------------|---------------------------|-----------------------------|---------------------------|-----------------------------|-----------------------|-------------------|
| An | Candidați înscrși | Candidați prezenți | Candidați neprezenți | Candidați eliminați din examen | Candidați respinși total | Candidați respinși cu media 5-5.49 | Candidați respinși cu media 5,5-5.98 | Candidați reușiți | Candidați cu media 6-6,49 | Candidați cu media 6,5-6,99 | Candidați cu media 7-7,49 | Candidați cu media 7,5-7,99 | Candidați cu media 8-8,49 | Candidați cu media 8,5-8,99 | Candidați cu media 9-9,49 | Candidați cu media 9,5-9,99 | Candidați cu media 10 | Rată de promovare |
| Rezultate bacalaureat - PRIMA SESIUNE - SINTEZĂ AN - Medii și rată de promovare (promoții curente) | | | | | | | | | | | | | | | | | | |
| 2004 | 164.380 | 160.922 | 3.439 | 62 | 22.595 | 19 | 627 | 138.265 | 4.467 | 11.215 | 17.777 | 22.089 | 24.238 | 24.558 | 22.869 | 10.960 | 92 | 85,92% |
| 2005 | 170.572 | 168.232 | 2.324 | 96 | 23.513 | 47 | 654 | 144.623 | 4.138 | 10.728 | 17.671 | 22.724 | 25.203 | 26.218 | 25.187 | 12.680 | 74 | 85,97% |
| 2006 | 178.635 | 175.968 | 2.648 | 86 | 30.771 | 43 | 768 | 145.111 | 4.495 | 11.570 | 19.130 | 23.178 | 25.017 | 24.865 | 23.336 | 13.443 | 77 | 82,46% |
| 2007 | 180.071 | 177.496 | 2.568 | 185 | 27.138 | 39 | 569 | 150.173 | 3.558 | 9.911 | 17.179 | 22.935 | 26.265 | 27.720 | 27.934 | 14.620 | 51 | 84,61% |
| 2008 | 209.493 | 206.015 | 3.478 | 239 | 39.538 | 25 | 460 | 166.238 | 3.158 | 9.263 | 17.328 | 24.500 | 29.844 | 32.560 | 32.416 | 17.078 | 91 | 80,69% |
| 2009 | 192.438 | 189.179 | 3.259 | 268 | 30.119 | 23 | 286 | 158.792 | 2.405 | 8.335 | 17.116 | 24.198 | 27.853 | 30.095 | 30.499 | 18.168 | 123 | 83,94% |
| 2010 | 195.435 | 190.873 | 4.562 | 209 | 53.573 | 2.759 | 9.907 | 137.091 | 17.379 | 18.970 | 20.729 | 20.755 | 19.934 | 18.164 | 14.512 | 6.510 | 138 | 71,82% |
| 2011 | 182.778 | 176.708 | 6.070 | 768 | 86.911 | 2.909 | 8.877 | 89.029 | 12.915 | 13.446 | 14.232 | 13.569 | 12.793 | 10.915 | 8.017 | 3.075 | 67 | 50,38% |
| 2012 | 155.266 | 146.559 | 8.707 | 239 | 70.807 | 1.659 | 5.563 | 75.513 | 9.206 | 10.427 | 11.510 | 11.423 | 11.098 | 10.018 | 8.239 | 3.525 | 67 | 51,52% |
| 2013 | 148.330 | 138.161 | 10.169 | 192 | 50.769 | 1.978 | 6.477 | 87.200 | 9.690 | 10.891 | 12.264 | 12.675 | 12.982 | 12.320 | 10.856 | 5.396 | 126 | 63,11% |
| 2014 | 129.759 | 122.557 | 7.202 | 164 | 37.771 | 1.505 | 3.642 | 84.622 | 8.675 | 10.398 | 12.025 | 12.413 | 12.949 | 12.332 | 10.618 | 5.104 | 108 | 69,05% |
| 2015 | 143.895 | 137.454 | 6.441 | 384 | 35.104 | 1.443 | 3.649 | 101.966 | 9.030 | 11.279 | 13.467 | 14.708 | 15.476 | 15.996 | 14.890 | 7.039 | 81 | 74,18% |
| 2016 | 114.962 | 109.960 | 5.002 | 100 | 26.769 | 1.188 | 3.037 | 83.091 | 7.201 | 9.153 | 10.584 | 11.536 | 12.500 | 12.782 | 12.728 | 6.529 | 78 | 75,56% |
| 2017 | 115.942 | 111.539 | 4.403 | 98 | 23.128 | 841 | 2.316 | 88.313 | 6.609 | 8.296 | 10.541 | 12.175 | 13.856 | 14.509 | 14.444 | 7.757 | 126 | 79,18% |
| 2018 | 118.807 | 111.289 | 7.518 | 75 | 28.069 | 1.080 | 2.813 | 83.145 | 7.193 | 8.715 | 10.593 | 11.465 | 12.766 | 12.811 | 12.873 | 6.597 | 132 | 74,71% |
| 2019 | 116.315 | 112.394 | 3.921 | 42 | 27.519 | 1.236 | 2.918 | 84.833 | 7.667 | 8.520 | 10.337 | 10.904 | 12.361 | 13.177 | 13.694 | 7.949 | 224 | 75,48% |
| 2020 | 123.821 | 120.725 | 3.096 | 91 | 32.683 | 960 | 2.390 | 87.951 | 6.234 | 7.527 | 9.324 | 10.874 | 13.201 | 14.634 | 16.041 | 9.809 | 307 | 72,85% |
| 2021 | 114.137 | 110.359 | 3.778 | 49 | 26.750 | 869 | 2.552 | 83.560 | 6.817 | 8.201 | 9.895 | 10.882 | 12.447 | 13.685 | 14.278 | 7.209 | 146 | 75,72% |
| 2022 | 111.327 | 108.452 | 2.875 | 52 | 21.596 | 966 | 2.652 | 86.804 | 7.053 | 8.296 | 9.974 | 10.651 | 12.361 | 13.690 | 15.350 | 9.207 | 222 | 80,04% |
| 2023 | 113.888 | 111.253 | 2.635 | 27 | 21.671 | 1.126 | 3.141 | 89.555 | 8.116 | 9.258 | 10.887 | 11.967 | 14.011 | 14.823 | 14.551 | 5.866 | 76 | 80,50% |
| 2024 | 119.050 | 116.696 | 2.354 | 48 | 19.575 | 431 | 1.903 | 97.073 | 6.103 | 8.249 | 10.289 | 12.063 | 14.246 | 16.375 | 18.851 | 10.839 | 58 | 83,18% |
| 2025 | 94.099 | 92.395 | 1.704 | 23 | 16.708 | 383 | 1.627 | 75.664 | 5.213 | 7.033 | 8.718 | 9.516 | 11.078 | 12.358 | 13.997 | 7.719 | 32 | 81,89% |
| 2026 | 115.946 | 113.296 | 2.650 | 46 | 22.987 | 478 | 2.780 | 90.263 | 5.776 | 8.646 | 10.413 | 11.728 | 13.557 | 15.247 | 16.203 | 8.649 | 44 | 79,67% |
| TOTAL | 3.309.346 | 3.208.482 | 100.803 | 3.543 | 776.064 | 22.007 | 69.608 | 2.428.875 | 163.098 | 228.327 | 301.983 | 348.928 | 386.036 | 399.852 | 392.383 | 205.728 | 2.540 | 75,70% |

* Pentru 2026 datele sunt înainte de contestații. Pentru anii anteriori datele sunt după contestații.

| Rezultate bacalaureat - SINTEZĂ AN - Medii și rată de promovare pe filieră 1/2 | | | | | | | | | | | | | | | | | | | |
|--|-------------|--------------------|--------------------|----------------------|--------------------------------|--------------------------|------------------------------------|--------------------------------------|-------------------|---------------------------|-----------------------------|---------------------------|-----------------------------|---------------------------|-----------------------------|---------------------------|-----------------------------|-----------------------|-------------------|
| An | Filieră | Candidați înscriși | Candidați prezenți | Candidați neprezenți | Candidați eliminați din examen | Candidați respinși total | Candidați respinși cu media 5-5.49 | Candidați respinși cu media 5,5-5.98 | Candidați reușiți | Candidați cu media 6-6,49 | Candidați cu media 6,5-6,99 | Candidați cu media 7-7,49 | Candidați cu media 7,5-7,99 | Candidați cu media 8-8,49 | Candidați cu media 8,5-8,99 | Candidați cu media 9-9,49 | Candidați cu media 9,5-9,99 | Candidați cu media 10 | Rată de promovare |
| Rezultate bacalaureat - PRIMA SESIUNE - SINTEZĂ AN - Medii și rată de promovare | | | | | | | | | | | | | | | | | | | |
| 2004 | Tehnologică | 77.270 | 74.695 | 2.557 | 36 | 18.677 | 41 | 759 | 55.982 | 4.190 | 8.606 | 11.378 | 11.711 | 9.660 | 6.540 | 3.246 | 650 | 1 | 74,95% |
| 2005 | Tehnologică | 78.533 | 76.657 | 1.862 | 46 | 17.544 | 50 | 695 | 59.067 | 3.994 | 8.304 | 11.500 | 12.309 | 10.248 | 7.411 | 4.257 | 1.041 | 3 | 77,05% |
| 2006 | Tehnologică | 85.751 | 83.248 | 2.482 | 52 | 24.629 | 49 | 918 | 58.567 | 4.673 | 9.332 | 12.682 | 12.248 | 9.565 | 6.211 | 3.122 | 732 | 2 | 70,35% |
| 2007 | Tehnologică | 91.481 | 88.858 | 2.570 | 92 | 23.592 | 55 | 976 | 65.174 | 4.740 | 9.024 | 12.385 | 12.985 | 11.310 | 8.432 | 5.238 | 1.059 | 1 | 73,35% |
| 2008 | Tehnologică | 116.999 | 113.544 | 3.455 | 160 | 35.817 | 52 | 764 | 77.567 | 4.027 | 8.212 | 13.450 | 16.058 | 15.362 | 12.129 | 6.931 | 1.396 | 2 | 68,31% |
| 2009 | Tehnologică | 109.403 | 105.996 | 3.407 | 198 | 28.531 | 47 | 789 | 77.267 | 4.053 | 8.536 | 14.190 | 16.495 | 14.615 | 11.076 | 6.501 | 1.798 | 3 | 72,90% |
| 2010 | Tehnologică | 110.878 | 105.499 | 5.379 | 159 | 48.835 | 2.837 | 9.182 | 56.505 | 13.129 | 12.360 | 11.105 | 8.494 | 5.770 | 3.570 | 1.683 | 392 | 2 | 53,56% |
| 2011 | Tehnologică | 113.684 | 107.068 | 6.616 | 677 | 82.482 | 2.689 | 7.450 | 23.909 | 7.585 | 5.574 | 4.344 | 2.968 | 1.924 | 1.030 | 403 | 79 | 2 | 22,33% |
| 2012 | Tehnologică | 104.863 | 94.003 | 10.860 | 224 | 74.589 | 1.693 | 5.406 | 19.190 | 5.996 | 4.269 | 3.267 | 2.351 | 1.718 | 1.023 | 482 | 84 | 0 | 20,41% |
| 2013 | Tehnologică | 95.690 | 84.528 | 11.162 | 204 | 54.785 | 2.178 | 6.992 | 29.539 | 8.039 | 6.095 | 4.841 | 3.726 | 2.966 | 2.127 | 1.348 | 393 | 4 | 34,95% |
| 2014 | Tehnologică | 70.039 | 61.999 | 8.040 | 167 | 37.846 | 1.636 | 3.816 | 23.986 | 5.623 | 4.337 | 3.803 | 3.303 | 2.822 | 2.309 | 1.376 | 411 | 2 | 38,69% |
| 2015 | Tehnologică | 67.299 | 60.333 | 6.966 | 334 | 31.621 | 1.431 | 3.408 | 28.378 | 5.551 | 4.854 | 4.359 | 4.164 | 3.638 | 3.080 | 2.109 | 616 | 7 | 47,04% |
| 2016 | Tehnologică | 50.347 | 44.757 | 5.590 | 107 | 24.848 | 1.112 | 2.941 | 19.802 | 4.243 | 3.644 | 3.218 | 2.904 | 2.358 | 1.849 | 1.250 | 334 | 2 | 44,24% |
| 2017 | Tehnologică | 46.455 | 41.565 | 4.890 | 91 | 20.616 | 789 | 2.294 | 20.858 | 4.209 | 3.659 | 3.419 | 3.291 | 2.846 | 2.051 | 1.130 | 251 | 2 | 50,18% |
| 2018 | Tehnologică | 47.665 | 38.295 | 9.370 | 67 | 21.894 | 754 | 1.951 | 16.334 | 3.526 | 3.217 | 2.940 | 2.549 | 2.037 | 1.247 | 685 | 131 | 2 | 42,65% |
| 2019 | Tehnologică | 45.202 | 40.379 | 4.823 | 48 | 23.413 | 1.005 | 2.285 | 16.918 | 4.047 | 3.164 | 2.944 | 2.443 | 1.968 | 1.428 | 778 | 144 | 2 | 41,90% |
| 2020 | Tehnologică | 58.865 | 53.360 | 5.505 | 178 | 32.093 | 1.105 | 2.731 | 21.089 | 4.937 | 3.811 | 3.222 | 2.991 | 2.669 | 2.078 | 1.130 | 248 | 3 | 39,52% |
| 2021 | Tehnologică | 44.785 | 40.115 | 4.670 | 95 | 21.504 | 871 | 2.373 | 18.516 | 4.158 | 3.384 | 2.923 | 2.499 | 2.298 | 1.861 | 1.111 | 280 | 2 | 46,16% |
| 2022 | Tehnologică | 39.716 | 36.371 | 3.345 | 66 | 16.834 | 831 | 2.204 | 19.471 | 4.101 | 3.495 | 3.375 | 2.964 | 2.496 | 1.784 | 1.001 | 250 | 5 | 53,53% |
| 2023 | Tehnologică | 41.398 | 37.877 | 3.521 | 38 | 17.320 | 937 | 2.481 | 20.519 | 4.451 | 3.773 | 3.539 | 3.156 | 2.690 | 1.897 | 877 | 136 | 0 | 54,17% |
| 2024 | Tehnologică | 43.485 | 40.656 | 2.828 | 54 | 16.405 | 562 | 2.027 | 24.197 | 4.198 | 4.004 | 3.834 | 3.598 | 3.274 | 2.712 | 2.037 | 540 | 0 | 59,52% |
| 2025 | Tehnologică | 32.943 | 30.773 | 2.170 | 33 | 14.263 | 464 | 1.897 | 16.477 | 3.675 | 3.175 | 2.987 | 2.460 | 2.054 | 1.349 | 632 | 145 | 0 | 53,54% |
| 2026 | Tehnologică | 43.004 | 39.768 | 3.236 | 33 | 18.254 | 495 | 2.462 | 21.481 | 3.829 | 4.141 | 3.718 | 3.463 | 2.902 | 2.105 | 1.092 | 230 | 1 | 54,02% |
| 2004 | Teoretică | 85.446 | 83.561 | 1.881 | 32 | 6.706 | 25 | 432 | 76.823 | 1.798 | 3.825 | 6.359 | 9.226 | 12.624 | 15.807 | 17.615 | 9.484 | 85 | 91,94% |
| 2005 | Teoretică | 88.717 | 87.270 | 1.422 | 51 | 8.332 | 26 | 369 | 78.887 | 1.562 | 3.424 | 6.114 | 9.287 | 12.854 | 16.201 | 18.622 | 10.755 | 68 | 90,39% |
| 2006 | Teoretică | 92.265 | 90.795 | 1.469 | 41 | 10.376 | 38 | 443 | 80.378 | 1.779 | 3.414 | 6.511 | 9.625 | 13.144 | 15.979 | 18.087 | 11.768 | 71 | 88,53% |
| 2007 | Teoretică | 93.949 | 92.293 | 1.643 | 87 | 9.677 | 26 | 420 | 82.529 | 1.745 | 3.211 | 5.632 | 9.129 | 12.875 | 16.740 | 20.449 | 12.698 | 50 | 89,42% |
| 2008 | Teoretică | 94.837 | 93.271 | 1.565 | 96 | 10.766 | 20 | 310 | 82.409 | 1.324 | 2.451 | 4.332 | 7.571 | 12.276 | 17.382 | 22.566 | 14.421 | 86 | 88,35% |
| 2009 | Teoretică | 92.357 | 90.905 | 1.452 | 106 | 9.018 | 15 | 228 | 81.781 | 1.147 | 2.569 | 4.801 | 7.708 | 11.721 | 16.634 | 21.670 | 15.410 | 121 | 89,96% |
| 2010 | Teoretică | 88.944 | 86.877 | 2.067 | 74 | 12.608 | 660 | 2.376 | 74.195 | 5.041 | 6.397 | 8.513 | 10.671 | 12.413 | 13.133 | 12.029 | 5.868 | 130 | 85,40% |
| 2011 | Teoretică | 89.190 | 87.224 | 1.966 | 193 | 24.865 | 1.200 | 4.232 | 62.166 | 6.658 | 7.610 | 8.996 | 9.604 | 9.932 | 9.201 | 7.205 | 2.897 | 63 | 71,27% |
| 2012 | Teoretică | 84.405 | 82.286 | 2.119 | 128 | 25.567 | 1.169 | 4.042 | 56.591 | 6.313 | 6.934 | 7.761 | 8.235 | 8.458 | 8.216 | 7.283 | 3.324 | 67 | 68,77% |
| 2013 | Teoretică | 81.209 | 79.285 | 1.924 | 97 | 17.627 | 1.214 | 4.405 | 61.561 | 6.490 | 6.870 | 7.789 | 8.429 | 9.154 | 9.301 | 8.738 | 4.672 | 118 | 77,65% |
| 2014 | Teoretică | 79.112 | 77.153 | 1.959 | 86 | 17.528 | 1.223 | 3.052 | 59.539 | 6.015 | 6.536 | 7.520 | 8.148 | 9.075 | 9.129 | 8.547 | 4.464 | 105 | 77,17% |
| 2015 | Teoretică | 88.097 | 86.176 | 1.921 | 165 | 15.470 | 999 | 2.781 | 70.541 | 5.900 | 6.633 | 8.085 | 9.325 | 10.570 | 11.798 | 11.994 | 6.164 | 72 | 81,86% |
| 2016 | Teoretică | 75.669 | 73.740 | 1.929 | 70 | 13.073 | 854 | 2.452 | 60.597 | 4.905 | 5.540 | 6.452 | 7.592 | 9.105 | 10.113 | 10.816 | 6.002 | 72 | 82,18% |
| 2017 | Teoretică | 77.252 | 75.531 | 1.721 | 73 | 11.116 | 709 | 2.012 | 64.342 | 4.529 | 4.889 | 6.316 | 7.767 | 9.841 | 11.337 | 12.408 | 7.133 | 122 | 85,19% |
| 2018 | Teoretică | 76.320 | 73.236 | 3.084 | 42 | 12.246 | 700 | 1.891 | 60.948 | 4.310 | 5.060 | 6.545 | 7.659 | 9.437 | 10.387 | 11.270 | 6.155 | 125 | 83,22% |
| 2019 | Teoretică | 77.783 | 76.139 | 1.644 | 27 | 12.514 | 872 | 2.257 | 63.598 | 5.154 | 5.170 | 6.501 | 7.477 | 9.265 | 10.580 | 11.902 | 7.335 | 214 | 83,53% |
| 2020 | Teoretică | 81.839 | 79.965 | 1.874 | 71 | 15.766 | 831 | 2.073 | 64.128 | 4.387 | 4.537 | 5.503 | 6.837 | 9.146 | 11.090 | 13.414 | 8.919 | 295 | 80,20% |
| 2021 | Teoretică | 75.853 | 74.258 | 1.595 | 34 | 13.024 | 605 | 1.948 | 61.200 | 4.433 | 4.925 | 6.224 | 7.328 | 8.989 | 10.684 | 12.042 | 6.440 | 135 | 82,42% |
| 2022 | Teoretică | 73.596 | 72.368 | 1.228 | 27 | 9.652 | 589 | 1.806 | 62.689 | 4.295 | 4.753 | 5.797 | 6.736 | 8.649 | 10.788 | 13.116 | 8.348 | 207 | 86,63% |
| 2023 | Teoretică | 74.776 | 73.470 | 1.306 | 23 | 10.246 | 782 | 2.160 | 63.201 | 4.835 | 5.158 | 6.307 | 7.633 | 9.957 | 11.515 | 12.407 | 5.314 | 75 | 86,02% |
| 2024 | Teoretică | 76.376 | 75.178 | 1.198 | 42 | 8.368 | 302 | 1.250 | 66.768 | 3.421 | 4.126 | 5.402 | 7.108 | 9.532 | 12.182 | 15.309 | 9.633 | 55 | 88,81% |
| 2025 | Teoretică | 62.716 | 61.916 | 800 | 24 | 7.679 | 292 | 1.196 | 54.213 | 3.225 | 3.829 | 4.914 | 5.937 | 7.756 | 9.642 | 11.922 | 6.957 | 31 | 87,56% |
| 2026 | Teoretică | 73.478 | 72.320 | 1.158 | 26 | 10.071 | 347 | 1.734 | 62.223 | 3.109 | 4.283 | 5.625 | 6.979 | 9.202 | 11.585 | 13.591 | 7.812 | 37 | 86,04% |
| 2004 | Vocațională | 11.071 | 10.938 | 133 | 3 | 613 | 0 | 9 | 10.322 | 96 | 438 | 988 | 1.607 | 2.099 | 2.240 | 2.020 | 828 | 6 | 94,37% |
| 2005 | Vocațională | 12.626 | 12.551 | 74 | 4 | 1.063 | 0 | 9 | 11.484 | 94 | 448 | 1.028 | 1.717 | 2.325 | 2.662 | 2.320 | 887 | 3 | 91,50% |
| 2006 | Vocațională | 13.353 | 13.252 | 100 | 9 | 1.461 | 1 | 5 | 11.782 | 105 | 453 | 1.100 | 1.833 | 2.497 | 2.711 | 2.134 | 945 | 4 | 88,91% |
| 2007 | Vocațională | 13.535 | 13.439 | 95 | 22 | 1.396 | 0 | 11 | 12.021 | 134 | 478 | 1.178 | 1.837 | 2.535 | 2.697 | 2.294 | 868 | 0 | 89,45% |
| 2008 | Vocațională | 14.041 | 13.945 | 96 | 12 | 1.061 | 0 | 4 | 12.872 | 67 | 347 | 875 | 1.652 | 2.548 | 3.166 | 2.949 | 1.265 | 3 | 92,31% |
| 2009 | Vocațională | 11.629 | 11.554 | 75 | 15 | 766 | 1 | 7 | 10.773 | 63 | 241 | 783 | 1.516 | 2.220 | 2.616 | 2.370 | 963 | 1 | 93,24% |
| 2010 | Vocațională | 10.267 | 10.182 | 85 | 11 | 504 | 46 | 217 | 9.667 | 692 | 1.087 | 1.594 | 1.847 | 1.851 | 1.494 | 821 | 275 | 6 | 94,94% |
| 2011 | Vocațională | 9.889 | 9.811 | 78 | 25 | 2.530 | 245 | 873 | 7.256 | 1.318 | 1.328 | 1.296 | 1.148 | 963 | 692 | 410 | 99 | 2 | 73,96% |
| 2012 | Vocațională | 10.919 | 10.703 | 216 | 21 | 3.414 | 292 | 1.024 | 7.268 | 1.408 | 1.239 | 1.198 | 1.044 | 993 | 788 | 480 | 118 | 0 | 67,91% |
| 2013 | Vocațională | 11.943 | 11.700 | 243 | 19 | 3.721 | 306 | 1.045 | 7.960 | 1.399 | 1.243 | 1.147 | 1.091 | 1.025 | 938 | 781 | 332 | 4 | 68,03% |
| 2014 | Vocațională | 12.531 | 12.162 | 369 | 22 | 3.894 | 315 | 858 | 8.246 | 1.498 | 1.377 | 1.279 | 1.123 | 1.099 | 914 | 712 | 243 | 1 | 67,80% |
| 2015 | Vocațională | 13.543 | 13.208 | 335 | 20 | 3.757 | 426 | 937 | 9.431 | 1.643 | 1.481 | 1.482 | 1.333 | 1.306 | 1.132 | 792 | 260 | 2 | 71,40% |
| 2016 | Vocațională | 11.322 | 10.898 | 424 | 14 | 3.116 | 304 | 762 | 7.768 | 1.340 | 1.280 | 1.239 | 1.142 | 1.068 | 832 | 669 | 194 | 4 | 71,28% |
| 2017 | Vocațională | 11.806 | 11.414 | 392 | 13 | 2.959 | 261 | 690 | 8.442 | 1.285 | 1.133 | 1.180 | 1.223 | 1.201 | 1.133 | 911 | 374 | 2 | 73,96% |
| 2018 | Vocațională | 12.879 | 12.089 | 790 | 8 | 3.200 | 299 | 694 | 8.881 | 1.303 | 1.256 | 1.282 | 1.313 | 1.308 | 1.182 | 920 | 312 | 5 | |

| Rezultate bacalaureat - SINTEZĂ AN - Medii și rată de promovare pe sex | | | | | | | | | | | | | | | | | | | |
|--|----------|-------------------|--------------------|----------------------|--------------------------------|--------------------------|------------------------------------|--------------------------------------|-------------------|---------------------------|-----------------------------|---------------------------|-----------------------------|---------------------------|-----------------------------|---------------------------|-----------------------------|-----------------------|-------------------|
| An | Sex | Candidați înscrși | Candidați prezenți | Candidați neprezenți | Candidați eliminați din examen | Candidați respinși total | Candidați respinși cu media 5-5.49 | Candidați respinși cu media 5,5-5.98 | Candidați reușiți | Candidați cu media 6-6,49 | Candidați cu media 6,5-6,99 | Candidați cu media 7-7,49 | Candidați cu media 7,5-7,99 | Candidați cu media 8-8,49 | Candidați cu media 8,5-8,99 | Candidați cu media 9-9,49 | Candidați cu media 9,5-9,99 | Candidați cu media 10 | Rată de promovare |
| Rezultate bacalaureat - PRIMA SESIUNE - SINTEZĂ AN - Medii și rată de promovare | | | | | | | | | | | | | | | | | | | |
| 2004 | M | 80.815 | 78.136 | 2.666 | 37 | 15.170 | 39 | 671 | 62.929 | 3.556 | 7.365 | 9.962 | 11.058 | 10.850 | 9.770 | 7.594 | 2.760 | 14 | 80,54% |
| 2005 | M | 81.793 | 79.769 | 2.006 | 57 | 16.203 | 35 | 551 | 63.509 | 3.066 | 6.381 | 9.384 | 11.206 | 11.241 | 10.413 | 8.559 | 3.240 | 19 | 79,62% |
| 2006 | M | 89.251 | 86.745 | 2.486 | 54 | 22.089 | 50 | 760 | 64.602 | 3.684 | 7.103 | 10.300 | 11.284 | 11.086 | 9.775 | 7.955 | 3.405 | 10 | 74,47% |
| 2007 | M | 94.767 | 91.989 | 2.727 | 115 | 20.733 | 47 | 827 | 71.141 | 3.962 | 7.295 | 10.367 | 12.108 | 12.272 | 11.361 | 9.729 | 4.033 | 14 | 77,34% |
| 2008 | M | 109.778 | 106.475 | 3.302 | 164 | 27.643 | 30 | 616 | 78.668 | 3.227 | 6.457 | 10.402 | 13.199 | 14.586 | 14.081 | 11.825 | 4.866 | 25 | 73,88% |
| 2009 | M | 104.874 | 101.762 | 3.112 | 202 | 23.272 | 30 | 554 | 78.288 | 3.113 | 6.644 | 11.412 | 14.148 | 14.068 | 13.404 | 10.827 | 4.649 | 23 | 76,93% |
| 2010 | M | 104.364 | 99.536 | 4.828 | 140 | 38.096 | 2.360 | 7.544 | 61.300 | 11.149 | 10.877 | 10.702 | 9.452 | 7.895 | 6.047 | 3.823 | 1.327 | 28 | 61,59% |
| 2011 | M | 106.005 | 100.287 | 5.718 | 549 | 62.922 | 2.422 | 7.251 | 36.816 | 8.244 | 6.963 | 6.363 | 5.316 | 4.253 | 3.176 | 1.882 | 607 | 12 | 36,71% |
| 2012 | M | 97.501 | 88.952 | 8.549 | 259 | 56.263 | 1.814 | 5.892 | 32.430 | 7.433 | 6.006 | 5.241 | 4.355 | 3.717 | 2.953 | 2.015 | 698 | 12 | 36,46% |
| 2013 | M | 91.135 | 82.903 | 8.232 | 225 | 42.159 | 2.036 | 6.811 | 40.519 | 8.431 | 7.032 | 6.292 | 5.527 | 5.017 | 4.086 | 2.988 | 1.128 | 18 | 48,88% |
| 2014 | M | 76.924 | 70.560 | 6.364 | 200 | 33.019 | 1.649 | 4.156 | 37.341 | 6.811 | 6.066 | 5.706 | 5.280 | 4.999 | 4.168 | 3.038 | 1.256 | 17 | 52,92% |
| 2015 | M | 78.618 | 73.106 | 5.512 | 324 | 27.809 | 1.556 | 4.016 | 44.973 | 6.890 | 6.435 | 6.460 | 6.432 | 6.219 | 5.820 | 4.802 | 1.898 | 17 | 61,52% |
| 2016 | M | 64.892 | 60.073 | 4.819 | 153 | 22.408 | 1.243 | 3.336 | 37.512 | 5.643 | 5.249 | 5.300 | 5.303 | 5.268 | 4.876 | 4.154 | 1.706 | 13 | 62,44% |
| 2017 | M | 63.064 | 58.926 | 4.138 | 130 | 19.200 | 874 | 2.745 | 39.596 | 5.347 | 4.953 | 5.295 | 5.698 | 5.984 | 5.488 | 4.764 | 2.042 | 25 | 67,20% |
| 2018 | M | 63.772 | 56.100 | 7.672 | 96 | 20.030 | 980 | 2.542 | 35.974 | 5.048 | 4.898 | 5.175 | 5.197 | 5.235 | 4.656 | 4.015 | 1.728 | 22 | 64,12% |
| 2019 | M | 63.422 | 59.372 | 4.050 | 65 | 21.583 | 1.276 | 3.032 | 37.724 | 5.849 | 4.867 | 5.063 | 4.916 | 5.057 | 4.989 | 4.539 | 2.389 | 55 | 63,54% |
| 2020 | M | 75.656 | 70.802 | 4.854 | 206 | 28.849 | 1.428 | 3.304 | 41.747 | 6.324 | 5.283 | 5.121 | 5.408 | 5.750 | 5.750 | 5.324 | 2.722 | 65 | 58,96% |
| 2021 | M | 62.938 | 59.118 | 3.820 | 114 | 20.715 | 1.006 | 2.922 | 38.289 | 5.736 | 5.073 | 5.033 | 4.941 | 5.293 | 5.343 | 4.814 | 2.020 | 36 | 64,77% |
| 2022 | M | 58.714 | 55.918 | 2.796 | 80 | 16.020 | 923 | 2.594 | 39.818 | 5.403 | 4.947 | 5.282 | 5.157 | 5.385 | 5.561 | 5.455 | 2.576 | 52 | 71,21% |
| 2023 | M | 61.110 | 58.244 | 2.866 | 56 | 17.154 | 1.092 | 3.060 | 41.034 | 6.013 | 5.546 | 5.700 | 5.710 | 5.984 | 5.763 | 4.752 | 1.548 | 18 | 70,45% |
| 2024 | M | 62.925 | 60.429 | 2.496 | 80 | 15.456 | 617 | 2.169 | 44.893 | 5.075 | 5.151 | 5.535 | 5.947 | 6.537 | 6.789 | 6.715 | 3.131 | 13 | 74,29% |
| 2025 | M | 51.783 | 49.972 | 1.811 | 43 | 13.519 | 470 | 2.022 | 36.410 | 4.466 | 4.578 | 4.741 | 4.907 | 5.329 | 5.230 | 5.132 | 2.022 | 5 | 72,86% |
| 2026 | M | 62.301 | 59.618 | 2.683 | 49 | 17.602 | 501 | 2.736 | 41.967 | 4.493 | 5.205 | 5.643 | 5.919 | 6.288 | 6.305 | 5.681 | 2.426 | 7 | 70,39% |
| 2004 | F | 92.972 | 91.058 | 1.905 | 34 | 10.826 | 27 | 529 | 80.198 | 2.528 | 5.504 | 8.763 | 11.486 | 13.533 | 14.817 | 15.287 | 8.202 | 78 | 88,07% |
| 2005 | F | 98.083 | 96.709 | 1.352 | 44 | 10.736 | 41 | 522 | 85.929 | 2.584 | 5.795 | 9.258 | 12.107 | 14.186 | 15.861 | 16.640 | 9.443 | 55 | 88,85% |
| 2006 | F | 102.118 | 100.550 | 1.565 | 48 | 14.377 | 38 | 606 | 86.125 | 2.873 | 6.096 | 9.993 | 12.422 | 14.120 | 15.126 | 15.388 | 10.040 | 67 | 85,65% |
| 2007 | F | 104.198 | 102.601 | 1.581 | 86 | 13.932 | 34 | 580 | 88.583 | 2.657 | 5.418 | 8.828 | 11.843 | 14.448 | 16.508 | 18.252 | 10.592 | 37 | 86,34% |
| 2008 | F | 116.099 | 114.285 | 1.814 | 104 | 20.001 | 42 | 462 | 94.180 | 2.191 | 4.553 | 8.255 | 12.082 | 15.600 | 18.596 | 20.621 | 12.216 | 66 | 82,41% |
| 2009 | F | 108.515 | 106.693 | 1.822 | 117 | 15.043 | 33 | 470 | 91.533 | 2.150 | 4.702 | 8.362 | 11.571 | 14.488 | 16.922 | 19.714 | 13.522 | 102 | 85,79% |
| 2010 | F | 105.725 | 103.022 | 2.703 | 104 | 23.851 | 1.183 | 4.231 | 79.067 | 7.713 | 8.967 | 10.510 | 11.560 | 12.139 | 12.150 | 10.710 | 5.208 | 110 | 76,75% |
| 2011 | F | 106.758 | 103.816 | 2.942 | 346 | 46.955 | 1.712 | 5.304 | 56.515 | 7.317 | 7.549 | 8.273 | 8.404 | 8.566 | 7.747 | 6.136 | 2.468 | 55 | 54,44% |
| 2012 | F | 102.686 | 98.040 | 4.646 | 114 | 47.307 | 1.340 | 4.580 | 50.619 | 6.284 | 6.436 | 6.985 | 7.275 | 7.452 | 7.074 | 6.230 | 2.828 | 55 | 51,63% |
| 2013 | F | 97.707 | 92.610 | 5.097 | 95 | 33.974 | 1.662 | 5.631 | 58.541 | 7.497 | 7.176 | 7.485 | 7.719 | 8.128 | 8.280 | 7.879 | 4.269 | 108 | 63,21% |
| 2014 | F | 84.758 | 80.754 | 4.004 | 75 | 26.249 | 1.525 | 3.570 | 54.430 | 6.325 | 6.184 | 6.896 | 7.294 | 7.997 | 8.184 | 7.597 | 3.862 | 91 | 67,40% |
| 2015 | F | 90.321 | 86.611 | 3.710 | 195 | 23.039 | 1.300 | 3.110 | 63.377 | 6.204 | 6.533 | 7.466 | 8.390 | 9.295 | 10.190 | 10.093 | 5.142 | 64 | 73,17% |
| 2016 | F | 72.446 | 69.322 | 3.124 | 38 | 18.629 | 1.027 | 2.819 | 50.655 | 4.845 | 5.215 | 5.609 | 6.335 | 7.263 | 7.918 | 8.581 | 4.824 | 65 | 73,07% |
| 2017 | F | 72.449 | 69.584 | 2.865 | 47 | 15.491 | 885 | 2.251 | 54.046 | 4.676 | 4.728 | 5.620 | 6.583 | 7.904 | 9.033 | 9.685 | 5.716 | 101 | 77,67% |
| 2018 | F | 73.092 | 67.520 | 5.572 | 21 | 17.310 | 773 | 1.994 | 50.189 | 4.091 | 4.635 | 5.592 | 6.324 | 7.547 | 8.160 | 8.860 | 4.870 | 110 | 74,33% |
| 2019 | F | 72.669 | 69.796 | 2.873 | 19 | 18.285 | 913 | 2.230 | 51.492 | 4.728 | 4.716 | 5.575 | 6.064 | 7.324 | 8.200 | 9.156 | 5.560 | 169 | 73,78% |
| 2020 | F | 79.994 | 77.127 | 2.867 | 61 | 23.343 | 898 | 2.370 | 53.723 | 4.559 | 4.253 | 4.778 | 5.646 | 7.519 | 8.907 | 10.727 | 7.092 | 242 | 69,66% |
| 2021 | F | 70.726 | 67.883 | 2.843 | 32 | 17.549 | 725 | 2.046 | 50.302 | 4.205 | 4.424 | 5.264 | 6.081 | 7.199 | 8.359 | 9.471 | 5.189 | 110 | 74,10% |
| 2022 | F | 67.739 | 65.555 | 2.184 | 25 | 14.016 | 761 | 2.125 | 51.514 | 4.361 | 4.548 | 5.100 | 5.635 | 7.023 | 8.143 | 9.903 | 6.631 | 170 | 78,58% |
| 2023 | F | 69.412 | 67.108 | 2.304 | 14 | 14.124 | 912 | 2.386 | 52.970 | 4.916 | 4.817 | 5.516 | 6.389 | 8.075 | 9.077 | 9.802 | 4.320 | 58 | 78,93% |
| 2024 | F | 71.490 | 69.611 | 1.878 | 23 | 12.750 | 421 | 1.681 | 56.838 | 3.871 | 4.334 | 5.112 | 6.244 | 7.771 | 9.612 | 12.140 | 7.709 | 45 | 81,65% |
| 2025 | F | 56.178 | 54.794 | 1.384 | 21 | 11.084 | 385 | 1.488 | 43.689 | 3.539 | 3.591 | 4.309 | 4.708 | 5.799 | 7.144 | 8.873 | 5.699 | 27 | 79,73% |
| 2026 | F | 68.553 | 66.551 | 2.002 | 18 | 14.155 | 484 | 2.153 | 52.378 | 3.609 | 4.518 | 5.154 | 5.967 | 7.347 | 8.984 | 10.536 | 6.226 | 37 | 78,70% |
| TOTAL | M | 1.806.402 | 1.708.792 | 97.507 | 3.398 | 597.914 | 22.478 | 70.111 | 1.107.480 | 128.963 | 140.374 | 160.479 | 168.468 | 168.313 | 155.804 | 130.382 | 54.177 | 520 | 64,81% |
| TOTAL | F | 1.984.688 | 1.921.600 | 63.037 | 1.681 | 463.026 | 17.121 | 53.138 | 1.456.893 | 103.723 | 124.692 | 158.703 | 188.129 | 220.723 | 244.992 | 262.281 | 151.628 | 2.022 | 75,82% |
| TOTAL | | 3.791.090 | 3.630.392 | 160.544 | 5.079 | 1.060.940 | 39.599 | 123.249 | 2.564.373 | 232.686 | 265.066 | 319.182 | 356.597 | 389.036 | 400.796 | 392.663 | 205.805 | 2.542 | 70,64% |

* Pentru 2026 datele sunt înainte de contestații. Pentru anii anteriori datele sunt după contestații.

| Rezultate bacalaureat - SINTEZĂ AN - Medii și rată de promovare pe mediul de rezidență al candidatului | | | | | | | | | | | | | | | | | | | |
|--|----------------|--------------------|--------------------|----------------------|--------------------------------|--------------------------|------------------------------------|--------------------------------------|-------------------|---------------------------|-----------------------------|---------------------------|-----------------------------|---------------------------|-----------------------------|---------------------------|-----------------------------|-----------------------|-------------------|
| An | Mediu candidat | Candidați înscriși | Candidați prezenți | Candidați neprezenți | Candidați eliminați din examen | Candidați respinși total | Candidați respinși cu media 5-5.49 | Candidați respinși cu media 5,5-5.98 | Candidați reușiți | Candidați cu media 6-6,49 | Candidați cu media 6,5-6,99 | Candidați cu media 7-7,49 | Candidați cu media 7,5-7,99 | Candidați cu media 8-8,49 | Candidați cu media 8,5-8,99 | Candidați cu media 9-9,49 | Candidați cu media 9,5-9,99 | Candidați cu media 10 | Rată de promovare |
| Rezultate bacalaureat - PRIMA SEȘIUNE - SINTEZĂ AN - Medii și rată de promovare | | | | | | | | | | | | | | | | | | | |
| 2010 | Urban | 177.136 | 171.111 | 6.025 | 202 | 49.883 | 2.806 | 9.271 | 121.026 | 15.243 | 16.117 | 17.648 | 17.919 | 17.616 | 16.530 | 13.543 | 6.273 | 137 | 70,73% |
| 2011 | Urban | 177.781 | 171.095 | 6.686 | 656 | 88.288 | 3.335 | 10.107 | 82.151 | 12.789 | 12.272 | 12.749 | 12.140 | 11.588 | 10.066 | 7.559 | 2.923 | 65 | 48,01% |
| 2012 | Urban | 168.151 | 157.757 | 10.394 | 306 | 83.577 | 2.635 | 8.755 | 73.874 | 11.652 | 10.742 | 10.700 | 10.337 | 10.101 | 9.196 | 7.720 | 3.361 | 65 | 46,83% |
| 2013 | Urban | 153.889 | 144.145 | 9.744 | 265 | 58.361 | 2.970 | 10.114 | 85.519 | 13.054 | 11.746 | 11.619 | 11.480 | 11.550 | 11.088 | 9.847 | 5.015 | 120 | 59,33% |
| 2014 | Urban | 113.385 | 107.223 | 6.162 | 190 | 37.037 | 2.104 | 5.212 | 69.996 | 9.164 | 8.829 | 9.252 | 9.405 | 10.032 | 9.860 | 8.885 | 4.473 | 96 | 65,28% |
| 2015 | Urban | 117.237 | 112.036 | 5.201 | 232 | 30.246 | 1.857 | 4.813 | 81.558 | 8.946 | 9.027 | 9.880 | 11.034 | 11.810 | 12.562 | 12.180 | 6.041 | 78 | 72,80% |
| 2016 | Urban | 96.000 | 91.324 | 4.676 | 122 | 24.235 | 1.441 | 4.110 | 66.967 | 7.059 | 7.207 | 7.729 | 8.595 | 9.703 | 10.240 | 10.604 | 5.755 | 75 | 73,33% |
| 2017 | Urban | 94.931 | 90.869 | 4.062 | 119 | 20.473 | 1.118 | 3.239 | 70.277 | 6.633 | 6.508 | 7.617 | 8.861 | 10.522 | 11.356 | 11.894 | 6.768 | 118 | 77,34% |
| 2018 | Urban | 93.853 | 86.346 | 7.507 | 76 | 21.841 | 1.158 | 2.920 | 64.429 | 6.091 | 6.538 | 7.492 | 8.394 | 9.574 | 10.104 | 10.478 | 5.644 | 114 | 74,62% |
| 2019 | Urban | 92.735 | 88.871 | 3.864 | 46 | 22.896 | 1.408 | 3.391 | 65.929 | 6.980 | 6.435 | 7.324 | 7.918 | 9.177 | 10.156 | 11.008 | 6.725 | 206 | 74,19% |
| 2020 | Urban | 103.488 | 98.867 | 4.621 | 145 | 29.552 | 1.446 | 3.598 | 69.170 | 6.965 | 6.177 | 6.693 | 7.719 | 9.622 | 10.988 | 12.519 | 8.209 | 278 | 69,96% |
| 2021 | Urban | 89.959 | 86.100 | 3.859 | 85 | 21.904 | 1.044 | 3.049 | 64.111 | 6.428 | 6.175 | 6.908 | 7.773 | 9.109 | 10.388 | 11.275 | 5.930 | 125 | 74,46% |
| 2022 | Urban | 83.423 | 80.727 | 2.696 | 56 | 16.601 | 1.028 | 2.832 | 64.070 | 5.919 | 5.882 | 6.630 | 7.187 | 8.755 | 10.000 | 11.974 | 7.535 | 188 | 79,37% |
| 2023 | Urban | 85.842 | 82.962 | 2.880 | 32 | 17.494 | 1.193 | 3.310 | 65.436 | 6.660 | 6.398 | 7.262 | 8.185 | 9.983 | 10.875 | 11.248 | 4.760 | 65 | 78,87% |
| 2024 | Urban | 86.597 | 84.272 | 2.325 | 48 | 14.807 | 613 | 2.220 | 69.417 | 5.161 | 5.633 | 6.563 | 7.867 | 9.773 | 11.628 | 14.133 | 8.609 | 50 | 82,37% |
| 2025 | Urban | 68.850 | 67.187 | 1.663 | 40 | 12.510 | 487 | 1.961 | 54.637 | 4.546 | 4.757 | 5.611 | 6.294 | 7.624 | 8.985 | 10.628 | 6.164 | 28 | 81,32% |
| 2026 | Urban | 82.157 | 79.837 | 2.320 | 44 | 16.117 | 531 | 2.696 | 63.676 | 4.569 | 5.529 | 6.605 | 7.682 | 9.288 | 10.935 | 12.270 | 6.765 | 33 | 79,76% |
| 2010 | Rural | 32.953 | 31.447 | 1.506 | 42 | 12.064 | 737 | 2.504 | 19.341 | 3.619 | 3.727 | 3.564 | 3.093 | 2.418 | 1.667 | 990 | 262 | 1 | 61,50% |
| 2011 | Rural | 34.982 | 33.008 | 1.974 | 239 | 21.589 | 799 | 2.448 | 11.180 | 2.772 | 2.240 | 1.887 | 1.580 | 1.231 | 857 | 459 | 152 | 2 | 33,87% |
| 2012 | Rural | 32.036 | 29.235 | 2.801 | 67 | 19.993 | 519 | 1.717 | 9.175 | 2.065 | 1.700 | 1.526 | 1.293 | 1.068 | 831 | 525 | 165 | 2 | 31,38% |
| 2013 | Rural | 34.953 | 31.368 | 3.585 | 55 | 17.772 | 728 | 2.328 | 13.541 | 2.874 | 2.462 | 2.158 | 1.766 | 1.595 | 1.278 | 1.020 | 382 | 6 | 43,17% |
| 2014 | Rural | 48.297 | 44.091 | 4.206 | 85 | 22.231 | 1.070 | 2.514 | 21.775 | 3.972 | 3.421 | 3.350 | 3.169 | 2.964 | 2.492 | 1.750 | 645 | 12 | 49,39% |
| 2015 | Rural | 51.702 | 47.681 | 4.021 | 287 | 20.602 | 999 | 2.313 | 26.792 | 4.148 | 3.941 | 4.046 | 3.788 | 3.704 | 3.448 | 2.715 | 999 | 3 | 56,19% |
| 2016 | Rural | 41.338 | 38.071 | 3.267 | 69 | 16.802 | 829 | 2.045 | 21.200 | 3.429 | 3.257 | 3.180 | 3.043 | 2.828 | 2.554 | 2.131 | 775 | 3 | 55,69% |
| 2017 | Rural | 40.582 | 37.641 | 2.941 | 58 | 14.218 | 641 | 1.757 | 23.365 | 3.390 | 3.173 | 3.298 | 3.420 | 3.366 | 3.165 | 2.555 | 990 | 8 | 62,07% |
| 2018 | Rural | 43.011 | 37.274 | 5.737 | 41 | 15.499 | 595 | 1.616 | 21.734 | 3.048 | 2.995 | 3.275 | 3.127 | 3.208 | 2.712 | 2.397 | 954 | 18 | 58,31% |
| 2019 | Rural | 43.356 | 40.297 | 3.059 | 38 | 16.972 | 781 | 1.871 | 23.287 | 3.597 | 3.148 | 3.314 | 3.062 | 3.204 | 3.033 | 2.687 | 1.224 | 18 | 57,79% |
| 2020 | Rural | 52.162 | 49.062 | 3.100 | 122 | 22.640 | 880 | 2.076 | 26.300 | 3.918 | 3.359 | 3.206 | 3.335 | 3.647 | 3.669 | 3.532 | 1.605 | 29 | 53,61% |
| 2021 | Rural | 43.705 | 40.901 | 2.804 | 61 | 16.360 | 687 | 1.919 | 24.480 | 3.513 | 3.322 | 3.389 | 3.249 | 3.383 | 3.314 | 3.010 | 1.279 | 21 | 59,85% |
| 2022 | Rural | 43.030 | 40.746 | 2.284 | 49 | 13.435 | 656 | 1.887 | 27.262 | 3.845 | 3.613 | 3.752 | 3.605 | 3.653 | 3.704 | 3.384 | 1.672 | 34 | 66,91% |
| 2023 | Rural | 44.680 | 42.390 | 2.290 | 38 | 13.784 | 811 | 2.136 | 28.568 | 4.269 | 3.965 | 3.954 | 3.914 | 4.076 | 3.965 | 3.306 | 1.108 | 11 | 67,39% |
| 2024 | Rural | 47.818 | 45.768 | 2.049 | 55 | 13.399 | 425 | 1.630 | 32.314 | 3.785 | 3.852 | 4.084 | 4.324 | 4.535 | 4.773 | 4.722 | 2.231 | 8 | 70,60% |
| 2025 | Rural | 39.111 | 37.579 | 1.532 | 24 | 12.093 | 368 | 1.549 | 25.462 | 3.459 | 3.412 | 3.439 | 3.321 | 3.504 | 3.389 | 3.377 | 1.557 | 4 | 67,76% |
| 2026 | Rural | 48.697 | 46.332 | 2.365 | 23 | 15.640 | 454 | 2.193 | 30.669 | 3.533 | 4.194 | 4.192 | 4.204 | 4.347 | 4.354 | 3.947 | 1.887 | 11 | 66,19% |
| TOTAL | Urban | 1.885.414 | 1.800.729 | 84.685 | 2.664 | 565.822 | 27.174 | 81.598 | 1.232.243 | 137.859 | 135.972 | 148.282 | 158.790 | 175.827 | 184.957 | 187.765 | 100.950 | 1.841 | 68,43% |
| TOTAL | Rural | 722.413 | 672.891 | 49.521 | 1.353 | 285.093 | 11.979 | 34.503 | 386.445 | 59.236 | 55.781 | 55.614 | 53.293 | 52.731 | 49.205 | 42.507 | 17.887 | 191 | 57,43% |
| TOTAL | | 2.607.827 | 2.473.620 | 134.206 | 4.017 | 850.915 | 39.153 | 116.101 | 1.618.688 | 197.095 | 191.753 | 203.896 | 212.083 | 228.558 | 234.162 | 230.272 | 118.837 | 2.032 | 65,44% |

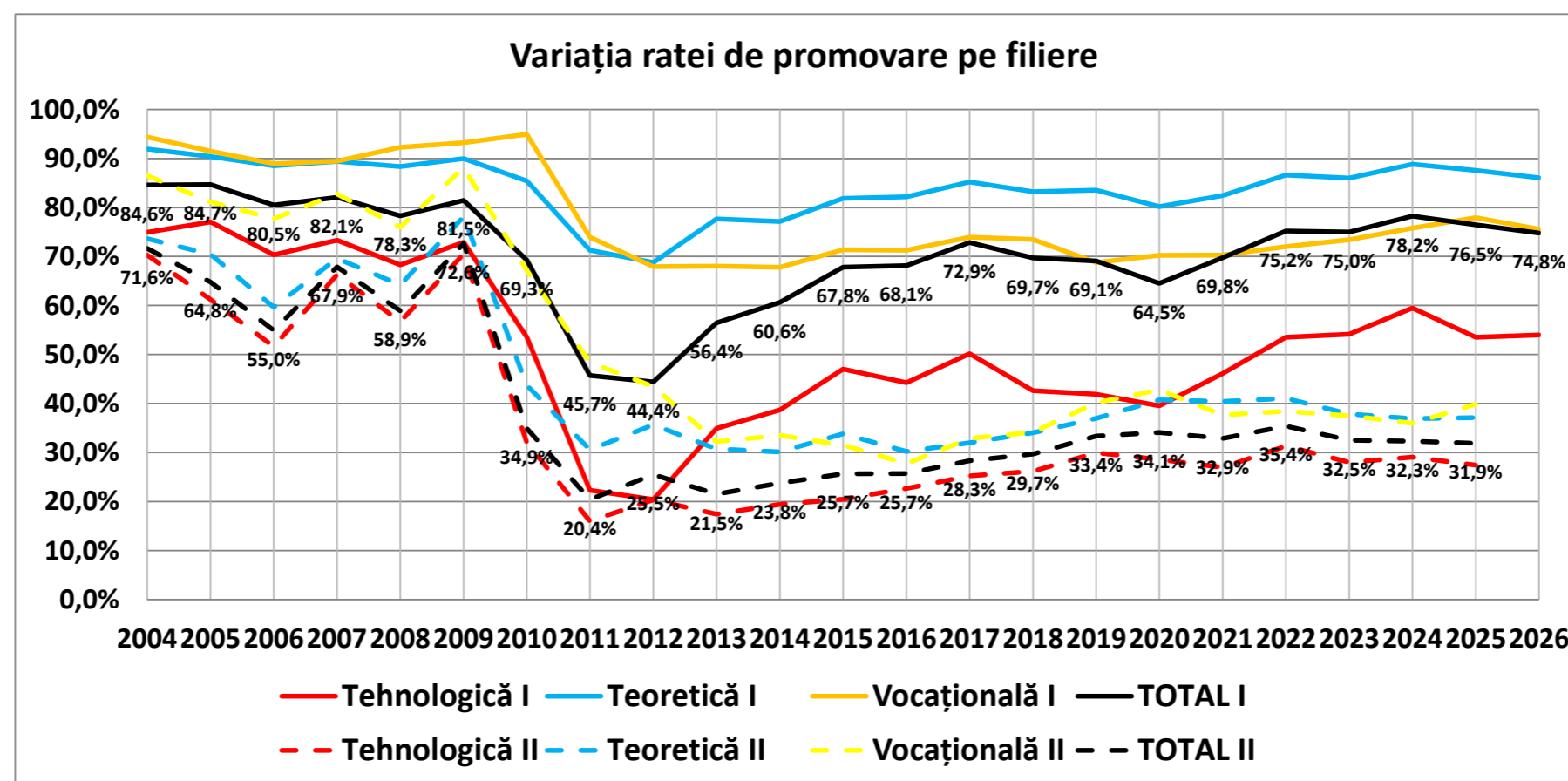
* Pentru 2026 datele sunt înainte de contestații. Pentru anii anteriori datele sunt după contestații.

| Rezultate bacalaureat - SINTEZĂ AN - Medii și rată de promovare pe mediul unității de absolvire | | | | | | | | | | | | | | | | | | | |
|---|---------------|--------------------|--------------------|----------------------|--------------------------------|--------------------------|------------------------------------|--------------------------------------|-------------------|---------------------------|-----------------------------|---------------------------|-----------------------------|---------------------------|-----------------------------|---------------------------|-----------------------------|-----------------------|-------------------|
| An | Mediu unitate | Candidați înscriși | Candidați prezenți | Candidați neprezenți | Candidați eliminați din examen | Candidați respinși total | Candidați respinși cu media 5-5.49 | Candidați respinși cu media 5,5-5.98 | Candidați reușiți | Candidați cu media 6-6,49 | Candidați cu media 6,5-6,99 | Candidați cu media 7-7,49 | Candidați cu media 7,5-7,99 | Candidați cu media 8-8,49 | Candidați cu media 8,5-8,99 | Candidați cu media 9-9,49 | Candidați cu media 9,5-9,99 | Candidați cu media 10 | Rată de promovare |
| Rezultate bacalaureat - PRIMA SESIUNE - SINTEZĂ AN - Medii și rată de promovare | | | | | | | | | | | | | | | | | | | |
| 2004 | U | 163.062 | 159.068 | 3.973 | 69 | 23.717 | 60 | 1.082 | 135.282 | 5.468 | 11.674 | 17.034 | 20.880 | 23.076 | 23.785 | 22.438 | 10.836 | 91 | 85,05% |
| 2005 | U | 168.101 | 165.092 | 2.974 | 93 | 24.092 | 70 | 956 | 140.907 | 5.059 | 10.851 | 16.870 | 21.443 | 23.968 | 25.311 | 24.762 | 12.569 | 74 | 85,35% |
| 2006 | U | 180.317 | 176.721 | 3.574 | 97 | 33.345 | 82 | 1.265 | 143.279 | 5.934 | 11.926 | 18.509 | 22.026 | 24.079 | 24.299 | 23.041 | 13.388 | 77 | 81,08% |
| 2007 | U | 187.482 | 183.678 | 3.779 | 186 | 30.773 | 74 | 1.288 | 152.719 | 6.045 | 11.652 | 17.809 | 22.440 | 25.574 | 27.103 | 27.529 | 14.516 | 51 | 83,14% |
| 2008 | U | 212.212 | 207.797 | 4.414 | 249 | 42.905 | 69 | 983 | 164.643 | 4.882 | 9.957 | 17.141 | 23.589 | 28.702 | 31.547 | 31.791 | 16.943 | 91 | 79,23% |
| 2009 | U | 200.428 | 196.219 | 4.209 | 284 | 35.426 | 56 | 930 | 160.509 | 4.751 | 10.211 | 17.980 | 23.709 | 26.848 | 29.039 | 29.853 | 17.993 | 125 | 81,80% |
| 2010 | U | 196.107 | 189.476 | 6.631 | 231 | 56.413 | 3.205 | 10.541 | 132.832 | 17.110 | 18.073 | 19.660 | 19.803 | 19.314 | 17.852 | 14.367 | 6.515 | 138 | 70,10% |
| 2011 | U | 197.841 | 190.378 | 7.463 | 758 | 100.269 | 3.747 | 11.353 | 89.351 | 14.311 | 13.546 | 13.974 | 13.192 | 12.492 | 10.745 | 7.964 | 3.060 | 67 | 46,93% |
| 2012 | U | 186.965 | 175.380 | 11.585 | 348 | 94.700 | 2.953 | 9.731 | 80.332 | 12.851 | 11.806 | 11.778 | 11.310 | 10.950 | 9.881 | 8.176 | 3.513 | 67 | 45,80% |
| 2013 | U | 176.236 | 164.780 | 11.456 | 300 | 68.940 | 3.427 | 11.600 | 95.540 | 14.948 | 13.460 | 13.162 | 12.824 | 12.850 | 12.112 | 10.710 | 5.348 | 126 | 57,98% |
| 2014 | U | 150.951 | 142.271 | 8.680 | 259 | 53.283 | 2.959 | 7.198 | 88.729 | 12.376 | 11.663 | 12.114 | 12.141 | 12.666 | 12.096 | 10.488 | 5.077 | 108 | 62,37% |
| 2015 | U | 158.619 | 150.735 | 7.884 | 458 | 45.537 | 2.621 | 6.663 | 104.740 | 12.366 | 12.304 | 13.315 | 14.298 | 15.088 | 15.645 | 14.680 | 6.963 | 81 | 69,49% |
| 2016 | U | 129.453 | 122.594 | 6.859 | 177 | 36.916 | 2.129 | 5.749 | 85.501 | 9.931 | 9.984 | 10.486 | 11.275 | 12.226 | 12.532 | 12.537 | 6.453 | 77 | 69,74% |
| 2017 | U | 128.255 | 122.277 | 5.978 | 161 | 31.328 | 1.649 | 4.684 | 90.788 | 9.447 | 9.185 | 10.472 | 11.894 | 13.511 | 14.207 | 14.249 | 7.697 | 126 | 74,25% |
| 2018 | U | 129.434 | 117.983 | 11.451 | 108 | 34.030 | 1.668 | 4.263 | 83.845 | 8.705 | 9.118 | 10.362 | 11.194 | 12.469 | 12.610 | 12.705 | 6.552 | 130 | 71,07% |
| 2019 | U | 129.396 | 123.366 | 6.030 | 73 | 36.476 | 2.059 | 4.955 | 86.817 | 10.029 | 9.198 | 10.235 | 10.655 | 12.091 | 12.962 | 13.533 | 7.890 | 224 | 70,37% |
| 2020 | U | 146.844 | 140.196 | 6.648 | 212 | 47.257 | 2.144 | 5.310 | 92.727 | 10.271 | 9.072 | 9.508 | 10.713 | 12.930 | 14.360 | 15.817 | 9.749 | 307 | 66,14% |
| 2021 | U | 127.292 | 121.407 | 5.885 | 123 | 35.055 | 1.597 | 4.633 | 86.229 | 9.394 | 9.089 | 9.939 | 10.728 | 12.201 | 13.442 | 14.129 | 7.162 | 145 | 71,02% |
| 2022 | U | 121.005 | 116.548 | 4.457 | 99 | 27.641 | 1.595 | 4.400 | 88.808 | 9.241 | 9.062 | 9.968 | 10.447 | 12.109 | 13.447 | 15.173 | 9.140 | 221 | 76,20% |
| 2023 | U | 124.857 | 120.288 | 4.569 | 58 | 28.742 | 1.854 | 5.130 | 91.488 | 10.322 | 9.916 | 10.845 | 11.770 | 13.729 | 14.595 | 14.390 | 5.846 | 75 | 76,06% |
| 2024 | U | 128.812 | 124.859 | 3.952 | 93 | 25.812 | 965 | 3.588 | 98.954 | 8.430 | 9.051 | 10.225 | 11.763 | 13.938 | 16.099 | 18.627 | 10.763 | 58 | 79,25% |
| 2025 | U | 103.261 | 100.382 | 2.879 | 59 | 22.452 | 786 | 3.261 | 77.871 | 7.498 | 7.719 | 8.697 | 9.314 | 10.887 | 12.194 | 13.853 | 7.677 | 32 | 77,57% |
| 2026 | U | 125.115 | 120.910 | 4.205 | 62 | 29.249 | 903 | 4.586 | 91.599 | 7.641 | 9.184 | 10.343 | 11.461 | 13.304 | 15.005 | 16.018 | 8.599 | 44 | 75,76% |
| 2004 | R | 10.725 | 10.126 | 598 | 2 | 2.279 | 6 | 118 | 7.845 | 616 | 1.195 | 1.691 | 1.664 | 1.307 | 802 | 443 | 126 | 1 | 77,47% |
| 2005 | R | 11.775 | 11.386 | 384 | 8 | 2.847 | 6 | 117 | 8.531 | 591 | 1.325 | 1.772 | 1.870 | 1.459 | 963 | 437 | 114 | 0 | 74,93% |
| 2006 | R | 11.052 | 10.574 | 477 | 5 | 3.121 | 6 | 101 | 7.448 | 623 | 1.273 | 1.784 | 1.680 | 1.127 | 602 | 302 | 57 | 0 | 70,44% |
| 2007 | R | 11.483 | 10.912 | 529 | 15 | 3.892 | 7 | 119 | 7.005 | 574 | 1.061 | 1.386 | 1.511 | 1.146 | 766 | 452 | 109 | 0 | 64,20% |
| 2008 | R | 13.665 | 12.963 | 702 | 19 | 4.739 | 3 | 95 | 8.205 | 536 | 1.053 | 1.516 | 1.692 | 1.484 | 1.130 | 655 | 139 | 0 | 63,30% |
| 2009 | R | 12.961 | 12.236 | 725 | 35 | 2.889 | 7 | 94 | 9.312 | 512 | 1.135 | 1.794 | 2.010 | 1.708 | 1.287 | 688 | 178 | 0 | 76,10% |
| 2010 | R | 13.982 | 13.082 | 900 | 13 | 5.534 | 338 | 1.234 | 7.535 | 1.752 | 1.771 | 1.552 | 1.209 | 720 | 345 | 166 | 20 | 0 | 57,60% |
| 2011 | R | 14.922 | 13.725 | 1.197 | 137 | 9.608 | 387 | 1.202 | 3.980 | 1.250 | 966 | 662 | 528 | 327 | 178 | 54 | 15 | 0 | 29,00% |
| 2012 | R | 13.222 | 11.612 | 1.610 | 25 | 8.870 | 201 | 741 | 2.717 | 866 | 636 | 448 | 320 | 219 | 146 | 69 | 13 | 0 | 23,40% |
| 2013 | R | 12.606 | 10.733 | 1.873 | 20 | 7.193 | 271 | 842 | 3.520 | 980 | 748 | 615 | 422 | 295 | 254 | 157 | 49 | 0 | 32,80% |
| 2014 | R | 10.731 | 9.043 | 1.688 | 16 | 5.985 | 215 | 528 | 3.042 | 760 | 587 | 488 | 433 | 330 | 256 | 147 | 41 | 0 | 33,64% |
| 2015 | R | 10.320 | 8.982 | 1.338 | 61 | 5.311 | 235 | 463 | 3.610 | 728 | 664 | 611 | 524 | 426 | 365 | 215 | 77 | 0 | 40,19% |
| 2016 | R | 7.885 | 6.801 | 1.084 | 14 | 4.121 | 141 | 406 | 2.666 | 557 | 480 | 423 | 363 | 305 | 262 | 198 | 77 | 1 | 39,20% |
| 2017 | R | 7.258 | 6.233 | 1.025 | 16 | 3.363 | 110 | 312 | 2.854 | 576 | 496 | 443 | 387 | 377 | 314 | 200 | 61 | 0 | 45,79% |
| 2018 | R | 7.430 | 5.637 | 1.793 | 9 | 3.310 | 85 | 273 | 2.318 | 434 | 415 | 405 | 327 | 313 | 206 | 170 | 46 | 2 | 41,12% |
| 2019 | R | 6.695 | 5.802 | 893 | 11 | 3.392 | 130 | 307 | 2.399 | 548 | 385 | 403 | 325 | 290 | 227 | 162 | 59 | 0 | 41,35% |
| 2020 | R | 8.806 | 7.733 | 1.073 | 55 | 4.935 | 182 | 364 | 2.743 | 612 | 464 | 391 | 341 | 339 | 297 | 234 | 65 | 0 | 35,47% |
| 2021 | R | 6.372 | 5.594 | 778 | 23 | 3.209 | 134 | 335 | 2.362 | 547 | 408 | 358 | 294 | 291 | 260 | 156 | 47 | 1 | 42,22% |
| 2022 | R | 5.448 | 4.925 | 523 | 6 | 2.395 | 89 | 319 | 2.524 | 523 | 433 | 414 | 345 | 299 | 257 | 185 | 67 | 1 | 51,25% |
| 2023 | R | 5.665 | 5.064 | 601 | 12 | 2.536 | 150 | 316 | 2.516 | 607 | 447 | 371 | 329 | 330 | 245 | 164 | 22 | 1 | 49,68% |
| 2024 | R | 5.603 | 5.181 | 422 | 10 | 2.394 | 73 | 262 | 2.777 | 516 | 434 | 422 | 428 | 370 | 302 | 228 | 77 | 0 | 53,60% |
| 2025 | R | 4.700 | 4.384 | 316 | 5 | 2.151 | 69 | 249 | 2.228 | 507 | 450 | 353 | 301 | 241 | 180 | 152 | 44 | 0 | 50,82% |
| 2026 | R | 5.739 | 5.259 | 480 | 5 | 2.508 | 82 | 303 | 2.746 | 461 | 539 | 454 | 425 | 331 | 284 | 199 | 53 | 0 | 52,22% |
| TOTAL | U | 3.572.045 | 3.432.405 | 139.535 | 4.557 | 964.358 | 36.672 | 114.149 | 2.463.490 | 217.010 | 247.701 | 300.426 | 338.869 | 375.002 | 390.868 | 386.830 | 204.249 | 2.535 | 71,77% |
| TOTAL | R | 219.045 | 197.987 | 21.009 | 522 | 96.582 | 2.927 | 9.100 | 100.883 | 15.676 | 17.365 | 18.756 | 17.728 | 14.034 | 9.928 | 5.833 | 1.556 | 7 | 50,95% |
| TOTAL | | 3.791.090 | 3.630.392 | 160.544 | 5.079 | 1.060.940 | 39.599 | 123.249 | 2.564.373 | 232.686 | 265.066 | 319.182 | 356.597 | 389.036 | 400.796 | 392.663 | 205.805 | 2.542 | 70,64% |

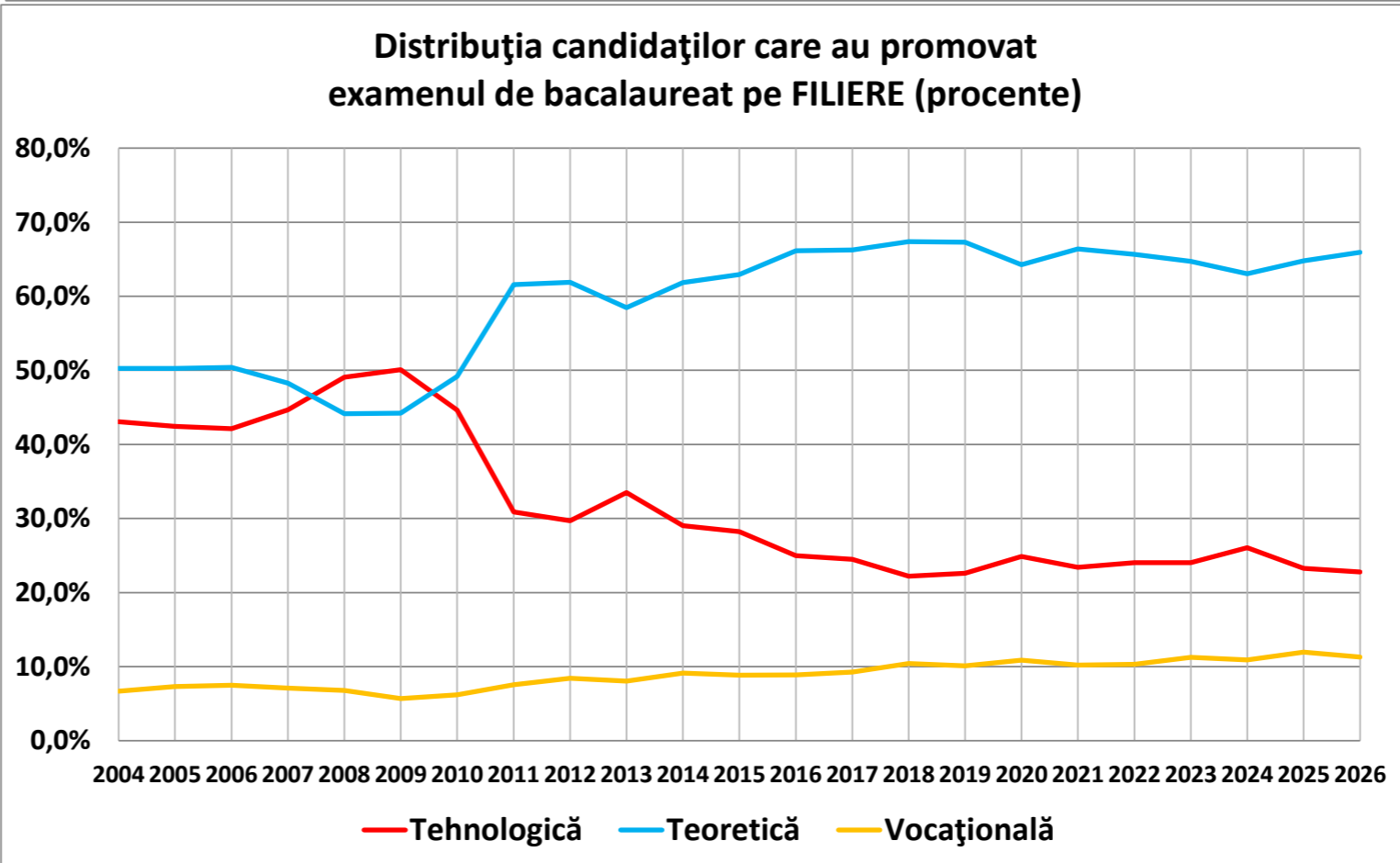
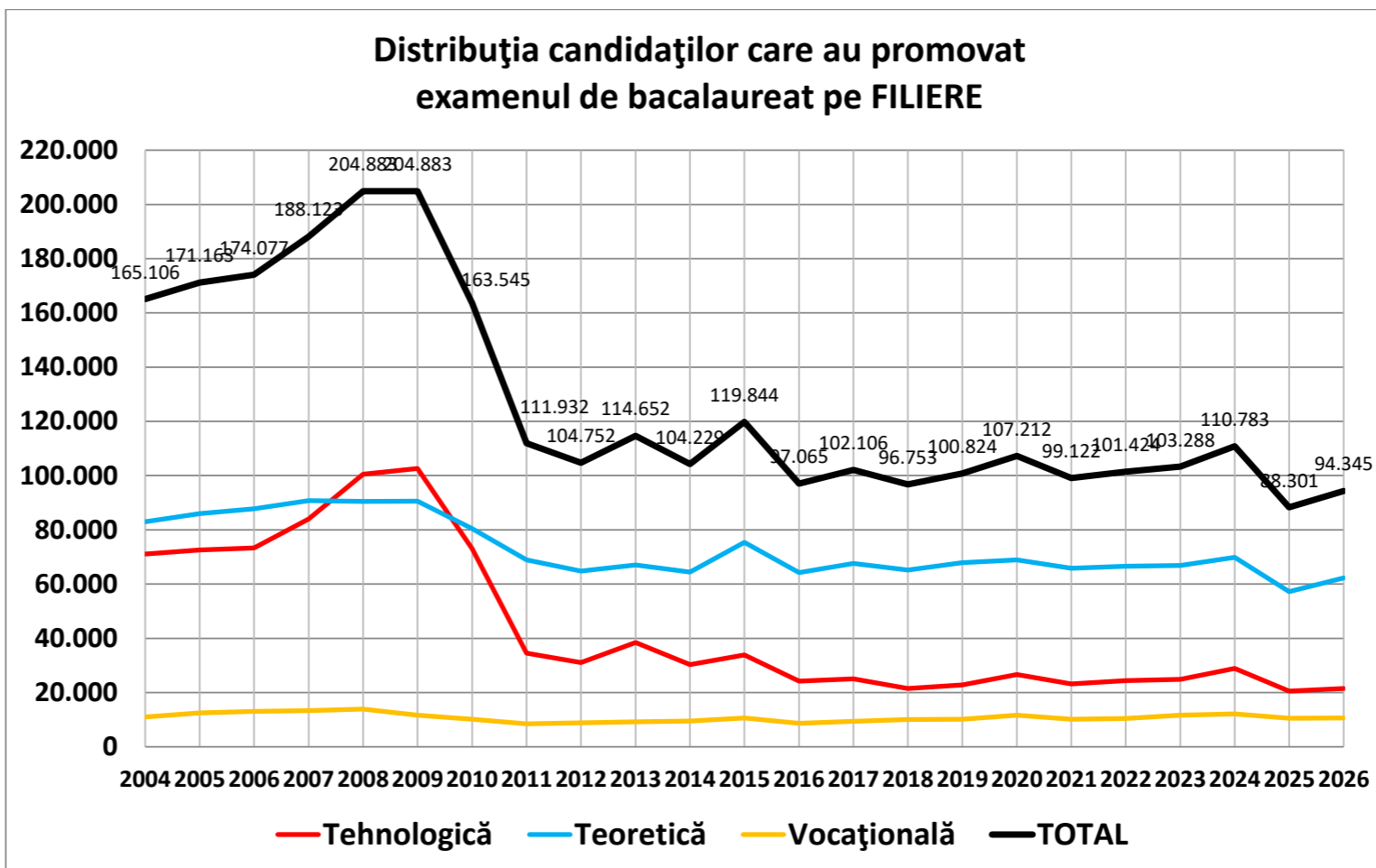
* Pentru 2026 datele sunt înainte de contestații. Pentru anii anteriori datele sunt după contestații.

| Rata de promovare pe filieră - SESIUNEA I | | | | |
|---|-------------|-----------|-------------|-------|
| An | Tehnologică | Teoretică | Vocațională | TOTAL |
| 2004 | 74,9% | 91,9% | 94,4% | 84,6% |
| 2005 | 77,1% | 90,4% | 91,5% | 84,7% |
| 2006 | 70,4% | 88,5% | 88,9% | 80,5% |
| 2007 | 73,3% | 89,4% | 89,4% | 82,1% |
| 2008 | 68,3% | 88,4% | 92,3% | 78,3% |
| 2009 | 72,9% | 90,0% | 93,2% | 81,5% |
| 2010 | 53,6% | 85,4% | 94,9% | 69,3% |
| 2011 | 22,3% | 71,3% | 74,0% | 45,7% |
| 2012 | 20,4% | 68,8% | 67,9% | 44,4% |
| 2013 | 34,9% | 77,6% | 68,0% | 56,4% |
| 2014 | 38,7% | 77,2% | 67,8% | 60,6% |
| 2015 | 47,0% | 81,9% | 71,4% | 67,8% |
| 2016 | 44,2% | 82,2% | 71,3% | 68,1% |
| 2017 | 50,2% | 85,2% | 74,0% | 72,9% |
| 2018 | 42,7% | 83,2% | 73,5% | 69,7% |
| 2019 | 41,9% | 83,5% | 68,8% | 69,1% |
| 2020 | 39,5% | 80,2% | 70,2% | 64,5% |
| 2021 | 46,2% | 82,4% | 70,3% | 69,8% |
| 2022 | 53,5% | 86,6% | 72,0% | 75,2% |
| 2023 | 54,2% | 86,0% | 73,4% | 75,0% |
| 2024 | 59,5% | 88,8% | 75,8% | 78,2% |
| 2025 | 53,5% | 87,6% | 77,9% | 76,5% |
| 2026 | 54,0% | 86,0% | 75,6% | 74,8% |

| Rata de promovare pe filieră - SESIUNEA II | | | | |
|--|-------------|-----------|-------------|-------|
| An | Tehnologică | Teoretică | Vocațională | TOTAL |
| 2004 | 70,3% | 73,7% | 86,5% | 71,6% |
| 2005 | 61,2% | 70,4% | 81,1% | 64,8% |
| 2006 | 51,6% | 59,7% | 77,7% | 55,0% |
| 2007 | 66,3% | 69,6% | 82,8% | 67,9% |
| 2008 | 56,7% | 64,2% | 76,0% | 58,9% |
| 2009 | 70,5% | 78,1% | 88,1% | 72,6% |
| 2010 | 32,1% | 43,7% | 67,2% | 34,9% |
| 2011 | 16,0% | 30,6% | 48,4% | 20,4% |
| 2012 | 20,4% | 35,7% | 43,5% | 25,5% |
| 2013 | 17,5% | 30,7% | 32,2% | 21,5% |
| 2014 | 19,4% | 30,1% | 33,5% | 23,8% |
| 2015 | 20,5% | 33,8% | 31,5% | 25,7% |
| 2016 | 22,7% | 30,2% | 27,7% | 25,7% |
| 2017 | 25,2% | 32,0% | 32,9% | 28,3% |
| 2018 | 26,2% | 34,0% | 34,1% | 29,7% |
| 2019 | 29,9% | 37,0% | 40,2% | 33,4% |
| 2020 | 28,6% | 40,7% | 42,8% | 34,1% |
| 2021 | 27,0% | 40,4% | 37,6% | 32,9% |
| 2022 | 31,3% | 41,1% | 38,5% | 35,4% |
| 2023 | 28,0% | 37,9% | 37,5% | 32,5% |
| 2024 | 29,1% | 36,9% | 36,0% | 32,3% |
| 2025 | 27,4% | 37,2% | 39,8% | 31,9% |
| 2026 | | | | |



| TOTAL Absolvenți pe filieră | | | | |
|-----------------------------|------------------|------------------|----------------|------------------|
| An | Tehnologică | Teoretică | Vocațională | TOTAL |
| 2004 | 71.113 | 82.959 | 11.034 | 165.106 |
| 2005 | 72.613 | 86.016 | 12.534 | 171.163 |
| 2006 | 73.308 | 87.718 | 13.051 | 174.077 |
| 2007 | 84.007 | 90.770 | 13.346 | 188.123 |
| 2008 | 100.547 | 90.438 | 13.898 | 204.883 |
| 2009 | 102.623 | 90.605 | 11.655 | 204.883 |
| 2010 | 73.021 | 80.408 | 10.116 | 163.545 |
| 2011 | 34.566 | 68.900 | 8.466 | 111.932 |
| 2012 | 31.094 | 64.826 | 8.832 | 104.752 |
| 2013 | 38.413 | 67.020 | 9.219 | 114.652 |
| 2014 | 30.256 | 64.456 | 9.517 | 104.229 |
| 2015 | 33.844 | 75.410 | 10.590 | 119.844 |
| 2016 | 24.249 | 64.208 | 8.608 | 97.065 |
| 2017 | 25.016 | 67.644 | 9.446 | 102.106 |
| 2018 | 21.486 | 65.190 | 10.077 | 96.753 |
| 2019 | 22.796 | 67.843 | 10.185 | 100.824 |
| 2020 | 26.661 | 68.897 | 11.654 | 107.212 |
| 2021 | 23.193 | 65.818 | 10.111 | 99.122 |
| 2022 | 24.377 | 66.580 | 10.467 | 101.424 |
| 2023 | 24.831 | 66.831 | 11.626 | 103.288 |
| 2024 | 28.861 | 69.850 | 12.072 | 110.783 |
| 2025 | 20.531 | 57.213 | 10.557 | 88.301 |
| 2026 | 21.481 | 62.223 | 10.641 | 94.345 |
| TOTAL | 1.008.887 | 1.671.823 | 247.702 | 2.928.412 |
| 2004 | 43,1% | 50,2% | 6,7% | |
| 2005 | 42,4% | 50,3% | 7,3% | |
| 2006 | 42,1% | 50,4% | 7,5% | |
| 2007 | 44,7% | 48,3% | 7,1% | |
| 2008 | 49,1% | 44,1% | 6,8% | |
| 2009 | 50,1% | 44,2% | 5,7% | |
| 2010 | 44,6% | 49,2% | 6,2% | |
| 2011 | 30,9% | 61,6% | 7,6% | |
| 2012 | 29,7% | 61,9% | 8,4% | |
| 2013 | 33,5% | 58,5% | 8,0% | |
| 2014 | 29,0% | 61,8% | 9,1% | |
| 2015 | 28,2% | 62,9% | 8,8% | |
| 2016 | 25,0% | 66,1% | 8,9% | |
| 2017 | 24,5% | 66,2% | 9,3% | |
| 2018 | 22,2% | 67,4% | 10,4% | |
| 2019 | 22,6% | 67,3% | 10,1% | |
| 2020 | 24,9% | 64,3% | 10,9% | |
| 2021 | 23,4% | 66,4% | 10,2% | |
| 2022 | 24,0% | 65,6% | 10,3% | |
| 2023 | 24,0% | 64,7% | 11,3% | |
| 2024 | 26,1% | 63,1% | 10,9% | |
| 2025 | 23,3% | 64,8% | 12,0% | |
| 2026 | 22,8% | 66,0% | 11,3% | |
| TOTAL | 34,5% | 57,1% | 8,5% | |



| Rata de promovare cumulată pe filieră | | | | | | | | | | | | |
|---|----------------|---------------|---------------|---------------|---------------|---------------|---------------|---------------|---------------|---------------|---------------|---------------|
| An | TOTAL | | | Teoretică | | | Vocațională | | | Tehnologică | | |
| | Prezenți | Reușiți | Promovab. | Prezenți | Reușiți | Promovab. | Prezenți | Reușiți | Promovab. | Prezenți | Reușiți | Promovab. |
| 2004 | 177.457 | 165.106 | 93,04% | 86.092 | 82.959 | 96,36% | 11.234 | 11.034 | 98,22% | 80.131 | 71.113 | 88,75% |
| 2005 | 185.771 | 171.163 | 92,14% | 89.902 | 86.016 | 95,68% | 12.871 | 12.534 | 97,38% | 82.998 | 72.613 | 87,49% |
| 2006 | 196.917 | 174.077 | 88,40% | 93.720 | 87.718 | 93,60% | 13.492 | 13.051 | 96,73% | 89.705 | 73.308 | 81,72% |
| 2007 | 205.617 | 188.123 | 91,49% | 95.558 | 90.770 | 94,99% | 13.729 | 13.346 | 97,21% | 96.330 | 84.007 | 87,21% |
| 2008 | 232.692 | 204.883 | 88,05% | 96.093 | 90.438 | 94,12% | 14.306 | 13.898 | 97,15% | 122.293 | 100.547 | 82,22% |
| 2009 | 222.212 | 204.883 | 92,20% | 93.936 | 90.605 | 96,45% | 11.826 | 11.655 | 98,55% | 116.450 | 102.623 | 88,13% |
| 2010 | 214.513 | 163.545 | 76,24% | 89.686 | 80.408 | 89,66% | 10.379 | 10.116 | 97,47% | 114.448 | 73.021 | 63,80% |
| 2011 | 215.038 | 111.932 | 52,05% | 89.356 | 68.900 | 77,11% | 9.977 | 8.466 | 84,86% | 115.705 | 34.566 | 29,87% |
| 2012 | 202.017 | 104.752 | 51,85% | 85.284 | 64.826 | 76,01% | 11.409 | 8.832 | 77,41% | 105.324 | 31.094 | 29,52% |
| 2013 | 197.270 | 114.652 | 58,12% | 83.605 | 67.020 | 80,16% | 12.546 | 9.219 | 73,48% | 101.119 | 38.413 | 37,99% |
| 2014 | 166.414 | 104.229 | 62,63% | 80.943 | 64.456 | 79,63% | 13.027 | 9.517 | 73,06% | 72.444 | 30.256 | 41,76% |
| 2015 | 173.792 | 119.844 | 68,96% | 89.963 | 75.410 | 83,82% | 14.165 | 10.590 | 74,76% | 69.664 | 33.844 | 48,58% |
| 2016 | 139.875 | 97.065 | 69,39% | 76.851 | 64.208 | 83,55% | 11.753 | 8.608 | 73,24% | 51.271 | 24.249 | 47,30% |
| 2017 | 138.251 | 102.106 | 73,86% | 78.514 | 67.644 | 86,16% | 12.417 | 9.446 | 76,07% | 47.320 | 25.016 | 52,87% |
| 2018 | 135.364 | 96.753 | 71,48% | 76.858 | 65.190 | 84,82% | 13.234 | 10.077 | 76,14% | 45.272 | 21.486 | 47,46% |
| 2019 | 137.636 | 100.824 | 73,25% | 78.670 | 67.843 | 86,24% | 13.432 | 10.185 | 75,83% | 45.534 | 22.796 | 50,06% |
| 2020 | 154.320 | 107.212 | 69,47% | 81.840 | 68.897 | 84,18% | 15.108 | 11.654 | 77,14% | 57.372 | 26.661 | 46,47% |
| 2021 | 135.445 | 99.122 | 73,18% | 76.678 | 65.818 | 85,84% | 13.347 | 10.111 | 75,75% | 45.420 | 23.193 | 51,06% |
| 2022 | 130.621 | 101.424 | 77,65% | 75.034 | 66.580 | 88,73% | 13.574 | 10.467 | 77,11% | 42.013 | 24.377 | 58,02% |
| 2023 | 133.571 | 103.288 | 77,33% | 75.850 | 66.831 | 88,11% | 14.927 | 11.626 | 77,89% | 42.794 | 24.831 | 58,02% |
| 2024 | 139.022 | 110.783 | 79,69% | 77.610 | 69.850 | 90,00% | 15.323 | 12.072 | 78,78% | 46.089 | 28.861 | 62,62% |
| 2025 | 114.635 | 88.301 | 77,03% | 64.758 | 57.213 | 88,35% | 13.104 | 10.557 | 80,56% | 36.773 | 20.531 | 55,83% |
| 2026 | 126.169 | 94.345 | 74,78% | 72.320 | 62.223 | 86,04% | 14.081 | 10.641 | 75,57% | 39.768 | 21.481 | 54,02% |
| Rata de promovare cumulată pe filieră - promoție curentă | | | | | | | | | | | | |
| 2004 | 164.235 | 155.665 | 94,78% | 81.773 | 79.732 | 97,50% | 10.878 | 10.743 | 98,76% | 71.496 | 65.190 | 91,18% |
| 2005 | 171.449 | 161.103 | 93,97% | 85.523 | 82.840 | 96,86% | 12.635 | 12.337 | 97,64% | 73.195 | 65.926 | 90,07% |
| 2006 | 178.415 | 163.124 | 91,43% | 88.723 | 84.696 | 95,46% | 13.069 | 12.721 | 97,34% | 76.478 | 65.707 | 85,92% |
| 2007 | 180.150 | 169.840 | 94,28% | 88.068 | 85.295 | 96,85% | 13.202 | 12.911 | 97,80% | 81.972 | 71.634 | 87,39% |
| 2008 | 212.309 | 191.872 | 90,37% | 90.281 | 86.603 | 95,93% | 13.911 | 13.610 | 97,84% | 109.405 | 91.659 | 83,78% |
| 2009 | 195.973 | 185.001 | 94,40% | 87.707 | 85.764 | 97,78% | 11.361 | 11.247 | 99,00% | 98.389 | 87.990 | 89,43% |
| 2010 | 197.798 | 157.095 | 79,42% | 85.287 | 78.230 | 91,73% | 10.194 | 9.986 | 97,96% | 104.306 | 68.879 | 66,04% |
| 2011 | 181.955 | 104.792 | 57,59% | 82.157 | 66.616 | 81,08% | 9.717 | 8.329 | 85,72% | 93.202 | 29.847 | 32,02% |
| 2012 | 154.574 | 91.267 | 59,04% | 73.518 | 60.416 | 82,18% | 10.294 | 8.275 | 80,39% | 73.397 | 22.576 | 30,76% |
| 2013 | 152.445 | 98.093 | 64,35% | 71.706 | 61.767 | 86,14% | 10.986 | 8.637 | 78,62% | 70.357 | 27.689 | 39,36% |
| 2014 | 131.571 | 93.434 | 71,01% | 71.943 | 61.282 | 85,18% | 11.239 | 8.763 | 77,97% | 48.328 | 23.389 | 48,40% |
| 2015 | 145.970 | 110.558 | 75,74% | 81.513 | 72.150 | 88,51% | 12.345 | 9.871 | 79,96% | 52.112 | 28.537 | 54,76% |
| 2016 | 116.029 | 89.692 | 77,30% | 69.632 | 61.792 | 88,74% | 9.915 | 7.870 | 79,37% | 36.482 | 20.030 | 54,90% |
| 2017 | 116.628 | 94.233 | 80,80% | 71.422 | 64.904 | 90,87% | 10.601 | 8.653 | 81,62% | 34.605 | 20.676 | 59,75% |
| 2018 | 115.983 | 90.909 | 78,38% | 70.508 | 63.122 | 89,52% | 11.491 | 9.367 | 81,52% | 33.984 | 18.420 | 54,20% |
| 2019 | 116.790 | 93.507 | 80,06% | 71.665 | 65.154 | 90,91% | 11.561 | 9.436 | 81,62% | 33.564 | 18.917 | 56,36% |
| 2020 | 122.168 | 95.494 | 78,17% | 71.915 | 65.071 | 90,48% | 12.313 | 10.308 | 83,72% | 37.940 | 20.115 | 53,02% |
| 2021 | 114.216 | 90.919 | 79,60% | 70.062 | 63.159 | 90,15% | 11.649 | 9.422 | 80,88% | 32.505 | 18.338 | 56,42% |
| 2022 | 112.869 | 93.784 | 83,09% | 69.285 | 64.013 | 92,39% | 12.043 | 9.840 | 81,71% | 31.541 | 19.931 | 63,19% |
| 2023 | 115.761 | 96.211 | 83,11% | 70.344 | 64.664 | 91,93% | 13.228 | 10.869 | 82,17% | 32.189 | 20.678 | 64,24% |
| 2024 | 121.653 | 103.497 | 85,08% | 72.173 | 67.439 | 93,44% | 13.513 | 11.278 | 83,46% | 35.967 | 24.780 | 68,90% |
| 2025 | 97.174 | 80.722 | 83,07% | 59.592 | 54.863 | 92,06% | 11.230 | 9.635 | 85,80% | 26.352 | 16.224 | 61,57% |
| 2026 | 113.296 | 90.263 | 79,67% | 68.554 | 61.082 | 89,10% | 12.713 | 10.198 | 80,22% | 32.029 | 18.983 | 59,27% |
| Rata de promovare cumulată pe filieră - promoții anterioare | | | | | | | | | | | | |
| 2004 | 13.222 | 9.441 | 71,40% | 4.319 | 3.227 | 74,72% | 356 | 291 | 81,74% | 8.547 | 5.923 | 69,30% |
| 2005 | 14.322 | 10.060 | 70,24% | 4.379 | 3.176 | 72,53% | 236 | 197 | 83,47% | 9.707 | 6.687 | 68,89% |
| 2006 | 18.502 | 10.953 | 59,20% | 4.997 | 3.022 | 60,48% | 423 | 330 | 78,01% | 13.082 | 7.601 | 58,10% |
| 2007 | 25.467 | 18.283 | 71,79% | 7.490 | 5.475 | 73,10% | 527 | 435 | 82,54% | 17.450 | 12.373 | 70,91% |
| 2008 | 20.383 | 13.011 | 63,83% | 5.812 | 3.835 | 65,98% | 395 | 288 | 72,91% | 14.176 | 8.888 | 62,70% |
| 2009 | 26.239 | 19.882 | 75,77% | 6.229 | 4.841 | 77,72% | 465 | 408 | 87,74% | 19.545 | 14.633 | 74,87% |
| 2010 | 16.715 | 6.450 | 38,59% | 4.399 | 2.178 | 49,51% | 185 | 130 | 70,27% | 12.131 | 4.142 | 34,14% |
| 2011 | 33.083 | 7.140 | 21,58% | 7.199 | 2.284 | 31,73% | 260 | 137 | 52,69% | 25.624 | 4.719 | 18,42% |
| 2012 | 47.443 | 13.485 | 28,42% | 11.766 | 4.410 | 37,48% | 1.115 | 557 | 49,96% | 34.562 | 8.518 | 24,65% |
| 2013 | 44.825 | 16.559 | 36,94% | 11.899 | 5.253 | 44,15% | 1.560 | 582 | 37,31% | 31.366 | 10.724 | 34,19% |
| 2014 | 34.843 | 10.795 | 30,98% | 9.000 | 3.174 | 35,27% | 1.788 | 754 | 42,17% | 24.055 | 6.867 | 28,55% |
| 2015 | 27.822 | 9.286 | 33,38% | 8.450 | 3.260 | 38,58% | 1.820 | 719 | 39,51% | 17.552 | 5.307 | 30,24% |
| 2016 | 23.846 | 7.373 | 30,92% | 7.219 | 2.416 | 33,47% | 1.838 | 738 | 40,15% | 14.789 | 4.219 | 28,53% |
| 2017 | 21.623 | 7.873 | 36,41% | 7.092 | 2.740 | 38,64% | 1.816 | 793 | 43,67% | 12.715 | 4.340 | 34,13% |
| 2018 | 19.381 | 5.844 | 30,15% | 6.350 | 2.068 | 32,57% | 1.743 | 710 | 40,73% | 11.288 | 3.066 | 27,16% |
| 2019 | 20.846 | 7.317 | 35,10% | 7.005 | 2.689 | 38,39% | 1.871 | 749 | 40,03% | 11.970 | 3.879 | 32,41% |
| 2020 | 32.152 | 11.718 | 36,45% | 9.925 | 3.826 | 38,55% | 2.795 | 1.346 | 48,16% | 19.432 | 6.546 | 33,69% |
| 2021 | 21.229 | 8.203 | 38,64% | 6.616 | 2.659 | 40,19% | 1.698 | 689 | 40,58% | 12.915 | 4.855 | 37,59% |
| 2022 | 17.752 | 7.640 | 43,04% | 5.749 | 2.567 | 44,65% | 1.531 | 627 | 40,95% | 10.472 | 4.446 | 42,46% |
| 2023 | 17.810 | 7.077 | 39,74% | 5.506 | 2.167 | 39,36% | 1.699 | 757 | 44,56% | 10.605 | 4.153 | 39,16% |
| 2024 | 17.369 | 7.286 | 41,95% | 5.437 | 2.411 | 44,34% | 1.810 | 794 | 43,87% | 10.122 | 4.081 | 40,32% |
| 2025 | 17.461 | 7.579 | 43,41% | 5.166 | 2.350 | 45,49% | 1.874 | 922 | 49,20% | 10.421 | 4.307 | 41,33% |
| 2026 | 12.873 | 4.082 | 31,71% | 3.766 | 1.141 | 30,30% | 1.368 | 443 | 32,38% | 7.739 | 2.498 | 32,28% |

| | Rată de promovare după o sesiune | Rată de promovare după 2 sesiuni | Rată de promovare după 3 sesiuni | Rată de promovare după 4 sesiuni | Rată de promovare după 5 sesiuni | Rată de promovare după 6 sesiuni |
|------|----------------------------------|----------------------------------|----------------------------------|----------------------------------|----------------------------------|----------------------------------|
| 2004 | 85,9% | 95,3% (+9,3%) | 96,5% (+1,3%) | 97,0% (+0,5%) | 97,2% (+0,2%) | 97,3% (+0,1%) |
| 2005 | 86,0% | 94,9% (+9,0%) | 96,3% (+1,4%) | 96,9% (+0,6%) | 97,2% (+0,3%) | 97,5% (+0,2%) |
| 2006 | 82,5% | 92,5% (+10,1%) | 95,0% (+2,5%) | 96,2% (+1,2%) | 96,5% (+0,3%) | 96,8% (+0,3%) |
| 2007 | 84,6% | 95,1% (+10,5%) | 96,4% (+1,3%) | 97,2% (+0,8%) | 97,5% (+0,3%) | 97,8% (+0,3%) |
| 2008 | 80,7% | 91,9% (+11,2%) | 94,6% (+2,7%) | 95,9% (+1,3%) | 96,0% (+0,1%) | 96,1% (+0,1%) |
| 2009 | 83,9% | 95,7% (+11,7%) | 96,2% (+0,5%) | 96,5% (+0,3%) | 96,6% (+0,1%) | 96,6% (+0,0%) |
| 2010 | 71,8% | 81,2% (+9,4%) | 82,8% (+1,6%) | 83,5% (+0,7%) | 83,9% (+0,3%) | 84,1% (+0,3%) |
| 2011 | 50,4% | 59,3% (+8,9%) | 62,6% (+3,4%) | 64,8% (+2,2%) | 66,2% (+1,4%) | 66,8% (+0,6%) |
| 2012 | 51,5% | 61,9% (+10,4%) | 66,9% (+5,0%) | 68,6% (+1,7%) | 69,6% (+1,0%) | 70,1% (+0,5%) |
| 2013 | 63,1% | 70,0% (+6,8%) | 72,4% (+2,4%) | 73,5% (+1,1%) | 74,2% (+0,7%) | 74,6% (+0,4%) |
| 2014 | 69,1% | 75,3% (+6,3%) | 77,8% (+2,4%) | 78,7% (+1,0%) | 79,3% (+0,6%) | 79,5% (+0,3%) |
| 2015 | 74,2% | 79,5% (+5,4%) | 81,2% (+1,7%) | 81,8% (+0,6%) | 82,4% (+0,5%) | 82,6% (+0,3%) |
| 2016 | 75,6% | 80,7% (+5,2%) | 82,7% (+1,9%) | 83,4% (+0,8%) | 83,8% (+0,3%) | 84,1% (+0,3%) |
| 2017 | 79,2% | 83,6% (+4,4%) | 84,7% (+1,2%) | 85,5% (+0,7%) | 85,9% (+0,4%) | 86,1% (+0,3%) |
| 2018 | 74,7% | 81,0% (+6,3%) | 82,9% (+1,9%) | 83,8% (+0,9%) | 84,7% (+0,9%) | 85,1% (+0,4%) |
| 2019 | 75,5% | 82,5% (+7,1%) | 85,1% (+2,6%) | 86,2% (+1,1%) | 86,7% (+0,5%) | 87,0% (+0,3%) |
| 2020 | 72,9% | 78,9% (+6,0%) | 80,5% (+1,6%) | 81,2% (+0,7%) | 81,7% (+0,5%) | 82,0% (+0,3%) |
| 2021 | 75,7% | 81,9% (+6,1%) | 83,6% (+1,7%) | 84,3% (+0,8%) | 84,8% (+0,4%) | 85,0% (+0,3%) |
| 2022 | 80,0% | 85,6% (+5,6%) | 87,0% (+1,4%) | 87,6% (+0,6%) | 88,1% (+0,4%) | 88,3% (+0,2%) |
| 2023 | 80,5% | 85,8% (+5,3%) | 87,4% (+1,6%) | 88,1% (+0,6%) | 88,5% (+0,4%) | 88,8% (+0,3%) |
| 2024 | 83,2% | 87,9% (+4,7%) | 89,3% (+1,4%) | 89,9% (+0,6%) | 90,3% (+0,4%) | |
| 2025 | 81,9% | 86,5% (+4,6%) | 87,8% (+1,3%) | | | |

| | Revenire după o sesiune* | Revenire după 2 sesiuni** |
|------|--------------------------|---------------------------|
| 2004 | 88,3% | 61,1% |
| 2005 | 91,4% | 67,5% |
| 2006 | 92,6% | 66,1% |
| 2007 | 92,1% | 72,3% |
| 2008 | 91,6% | 70,2% |
| 2009 | 93,2% | 60,2% |
| 2010 | 89,8% | 59,7% |
| 2011 | 76,6% | 55,2% |
| 2012 | 73,9% | 52,1% |
| 2013 | 69,6% | 45,4% |
| 2014 | 67,6% | 46,3% |
| 2015 | 63,7% | 45,0% |
| 2016 | 63,3% | 47,5% |
| 2017 | 60,7% | 45,8% |
| 2018 | 66,7% | 51,4% |
| 2019 | 69,4% | 65,1% |
| 2020 | 58,8% | 45,8% |
| 2021 | 64,2% | 44,9% |
| 2022 | 66,4% | 48,8% |
| 2023 | 69,3% | 48,6% |
| 2024 | 70,4% | 49,5% |
| 2025 | 66,2% | 51,8% |

* Procente calculate relativ la numărul celor rămași nepromovați după **prima** sesiune de bacalaureat.

** Procente calculate relativ la numărul celor rămași nepromovați după **a doua** sesiune de bacalaureat.

| An | Prezenți la prima sesiune din anul respectiv | Respinși la prima sesiune din anul respectiv | din care reușiți ulterior | din care | | din care reușiți ulterior % | din care | |
|------|--|--|---------------------------|--|---------------------------------|-----------------------------|--|-----------------------------------|
| | | | | reușiți la a doua sesiune din anul respectiv | reușiți la o sesiune din alt an | | % reușiți la a doua sesiune din anul respectiv | % reușiți la o sesiune din alt an |
| 2004 | 160.922 | 22.657 | 19.126 | 15.019 | 4.107 | 84,4% | 66,3% | 18,1% |
| 2005 | 168.232 | 23.609 | 20.218 | 15.076 | 5.142 | 85,6% | 63,9% | 21,8% |
| 2006 | 175.968 | 30.857 | 26.206 | 17.727 | 8.479 | 84,9% | 57,4% | 27,5% |
| 2007 | 177.496 | 27.323 | 23.704 | 18.679 | 5.025 | 86,8% | 68,4% | 18,4% |
| 2008 | 206.015 | 39.777 | 32.139 | 23.102 | 9.037 | 80,8% | 58,1% | 22,7% |
| 2009 | 189.179 | 30.387 | 24.270 | 22.221 | 2.049 | 79,9% | 73,1% | 6,7% |
| 2010 | 190.873 | 53.782 | 25.470 | 17.909 | 7.561 | 47,4% | 33,3% | 14,1% |
| 2011 | 176.708 | 87.679 | 32.959 | 15.682 | 17.277 | 37,6% | 17,9% | 19,7% |
| 2012 | 146.559 | 71.047 | 30.269 | 15.212 | 15.057 | 42,6% | 21,4% | 21,2% |
| 2013 | 138.162 | 50.960 | 18.272 | 9.450 | 8.822 | 35,9% | 18,5% | 17,3% |
| 2014 | 122.596 | 37.941 | 15.010 | 7.719 | 7.291 | 39,6% | 20,3% | 19,2% |
| 2015 | 137.482 | 35.533 | 13.822 | 7.377 | 6.445 | 38,9% | 20,8% | 18,1% |
| 2016 | 109.974 | 26.883 | 11.202 | 5.670 | 5.532 | 41,7% | 21,1% | 20,6% |
| 2017 | 111.547 | 23.235 | 9.357 | 4.925 | 4.432 | 40,3% | 21,2% | 19,1% |
| 2018 | 111.321 | 28.177 | 13.049 | 7.046 | 6.003 | 46,3% | 25,0% | 21,3% |
| 2019 | 112.394 | 27.561 | 14.051 | 7.924 | 6.127 | 51,0% | 28,8% | 22,2% |
| 2020 | 120.725 | 32.774 | 12.198 | 7.291 | 4.907 | 37,2% | 22,2% | 15,0% |
| 2021 | 110.359 | 26.802 | 11.163 | 6.775 | 4.388 | 41,6% | 25,3% | 16,4% |
| 2022 | 108.452 | 21.648 | 9.500 | 6.036 | 3.464 | 43,9% | 27,9% | 16,0% |
| 2023 | 111.253 | 21.698 | 9.466 | 5.947 | 3.519 | 43,6% | 27,4% | 16,2% |
| 2024 | 116.698 | 19.632 | 8.287 | 5.522 | 2.765 | 42,2% | 28,1% | 14,1% |
| 2025 | 92.393 | 16.731 | 5.478 | 4.292 | 1.186 | 32,7% | 25,7% | 7,1% |

